



# SKYHAWKS

2012-2013  
MEN'S BASKETBALL



# 2012-13 UT MARTIN SKYHAWK MEN'S BASKETBALL



**#0 TOBIAS DOWDELL**  
F • 6-7 • 215 • So.  
Birmingham, Ala.



**#1 DEE OLDHAM**  
G • 6-4 • 180 • Fr.  
Lebanon, Tenn.




**#2 KHRISTIAN TAYLOR**  
G • 6-2 • 175 • So.  
Akron, Ohio



**#3 TERENCE SMITH**  
G • 6-4 • 195 • R-So.  
Russellville, Ala.




**#4 BOBBY JONES**  
G • 6-3 • 185 • Jr.  
Memphis, Tenn.



**#10 MIKE LIABO**  
G/F • 6-6 • 195 • Jr.  
Naples, Fla.



**#11 OMARI MINOR**  
G • 6-0 • 175 • Jr.  
Troy, Va.



**#15 DEMARC RICHARDSON**  
G • 6-2 • 170 • Fr.  
Eads, Tenn.




**#22 JUSTIN CHILDS**  
G • 6-4 • 190 • Jr.  
New Orleans, La.



**#25 BJ MCLAUGHLIN**  
F • 6-6 • 200 • Fr.  
Florissant, Mo.



**#32 PIERRE MOP**  
F • 6-7 • 245 • Jr.  
Pearl, Miss.



**#33 MYLES TAYLOR**  
F • 6-7 • 250 • So.  
Little Rock, Ark.



**#35 CORDERIO MACLIN**  
F • 6-8 • 240 • Sr.  
Memphis, Tenn.



**#53 JEREMY WASHINGTON**  
F • 6-7 • 230 • Sr.  
Little Rock, Ark.



**JASON JAMES**  
Head Coach • 4th Year  
Graceland, 2000



**CORNELIUS JACKSON**  
Asst. HC • 4th Year  
Marshall, 2001



**LANCE EGNATZ**  
Asst. Coach • 1st Year  
Lynn, 2002



**ANDRES IRARRAZABAL**  
Asst. Coach • 2nd Year  
UT Martin, 2011



**MARK HALSELL**  
Grad. Asst. • 1st Year  
Park, 2012

# QUICK FACTS

## **UT MARTIN QUICK FACTS**

**Founded:** 1900; Senior College, 1951  
**Enrollment:** 8,400  
**Nickname:** Skyhawks  
**Colors:** Navy Blue and Orange  
**Affiliation:** NCAA Division I  
**Conference:** Ohio Valley  
**Chancellor:** Dr. Thomas Rakes  
**Director of Athletics:** Phil Dane  
**Athletics Web Site:** www.UTMSports.com

## **UT MARTIN BASKETBALL PERSONNEL**

**Head Coach:** Jason James  
**Alma Mater:** Graceland, 2000  
**Tenure at UT Martin:** Fourth season  
**UTM Record:** 20-73  
**Career Record:** Same  
**Office Telephone:** (731) 881-7684

**Assistant Head Coach:** Cornelius Jackson  
**Alma Mater:** Marshall, 2001  
**Tenure at UT Martin:** Fourth season  
**Office Telephone:** (731) 881-7659

**Assistant Coach:** Lance Egnatz  
**Alma Mater:** Lynn, 2002  
**Tenure at UT Martin:** First season  
**Office Telephone:** (731) 881-7669

**Assistant Coach:** Andres Irarrazabal  
**Alma Mater:** UT Martin, 2011  
**Tenure at UT Martin:** Second season  
**Office Telephone:** (731) 881-7668

**Graduate Assistant:** Mark Halsell  
**Alma Mater:** Park, 2012  
**Tenure at UT Martin:** First season  
**Office Telephone:** (731) 881-7668

## **UTM BASKETBALL QUICK FACTS**

**2011-12 Overall Record:** 4-27 (.129)  
**2011-12 Conference Record (Finish):** 0-16 (11th)  
**Players Returning/Lost:** 8/7  
**Starters Returning/Lost:** 4/1  
**Newcomers:** 6

**Arena (Capacity):** Kathleen and Tom Elam Center (5,000)  
**Press Row Number:** (731) 881-7694

**First Year of Basketball:** 1951  
**All-Time Basketball Record:** 675-868 (.437)  
**All-Time OVC Record:** 133-231 (.365)  
**All-Time OVC Tournament Record:** 3-8 (.273)

## **TABLE OF CONTENTS**

Quick Facts.....	1
Media Information.....	2

## **MEET THE SKYHAWKS**

2012-13 Team Photo/Roster.....	4
Player Bios .....	5-22

## **COACHING/SUPPORT STAFF**

Head Coach Jason James.....	24-25
Assistant Coaches.....	26-29
Support Staff .....	30

## **2012-13 SEASON PREVIEW**

Season Outlook.....	32-33
Opponents.....	34-42
All-Time Results vs. 2012-13 Opponents.....	43-45
Ohio Valley Conference Schedule.....	46-48

## **2011-12 SEASON RECAP**

Season Review .....	50
Final Stats .....	51-52
Game-by-Game Recaps/Photo Capsule.....	53-63
Ohio Valley Conference.....	64

## **ALL-TIME RECORD BOOK**

Season/Career/Game Records .....	66-68
All-Time Series Results .....	69
UT Martin 1,000 Point Club.....	70-72
All-Time Roster/Head Coaches.....	73-75
Yearly Results .....	76-86

## **THIS IS UT MARTIN**

Game Day/Skyhawk Athletics.....	88-91
Athletic Training/Strength and Conditioning.....	92-95
Skyhawk Athletics Staff.....	96

## **CREDITS**

The 2012-13 University of Tennessee at Martin Men's Basketball Media Guide was written and produced by sports information assistant Ryne Rickman using Adobe InDesign CS4. Special editorial assistance was provided by Joe Lofaro. Front cover design by Alex Boggis, photos by Trevor Ruszkowski and Tim Sofranko.

The University of Tennessee at Martin does not discriminate on the basis of race, sex, color, religion, national origin, age, disability or veteran status in provision of educational opportunities or employment opportunities and benefits. UT Martin does not discriminate on the basis of sex or disability in the education programs and activities which it operates, pursuant to requirements of Title VI of the Civil Rights Act of 1964 as codified in 42 U.S.C. 2000D; Title IX of the Educational Amendments of 1972, Public Law 92 318; Section 504 of the Rehabilitation Act of 1973, Public Law 93-112; the Americans with Disabilities Act of 1990, Public Law 101-336; and the Age Discrimination in Employment Act. This policy extends to both employment by and admission to the university. Inquiries concerning Title VI, Title IX, Section 504, the Americans with Disabilities Act, and the Age Discrimination in Employment Act should be directed to the Office of Equity and Diversity, 240 Gooch Hall, UT Martin, Martin, TN 38238-5002, 731-881-7202. Charges of violation of the above policy also should be directed to the Equity and Diversity Officer.  
E05-0416-00-012-13.



# MEDIA INFORMATION

## SPORTS INFORMATION



**JOE LOFARO**  
Sports Information  
Director



**RYNE RICKMAN**  
Sports Information  
Assistant



**ALEX BOGGIS**  
Sports Information  
Graduate Assistant

**Assistant SID/MBB Contact:** Ryne Rickman  
**Office Telephone:** (731) 881-7632  
**Office Fax:** (731) 881-7624  
**E-Mail Address:** rrickman@utm.edu  
**Mailing Address:** Skyhawk Fieldhouse  
1022 Elam Center  
15 Mt. Pelia Road  
Martin, TN 38238

## INTERVIEW POLICIES

Media interviews with players and coaches are encouraged, and every effort will be made to accommodate media requests. In-person interviews are preferred. Telephone interviews can be arranged through the sports information office. The best time to reach head coach Jason James is weekday mornings.

## POSTGAME AVAILABILITIES

Players and coaches will be available for interviews at the volleyball court, after a brief cooling-off period at the conclusion of each match. Media will be provided full stat packages upon completion of each game. Skyhawk head coach Jason James and selected players will be made available upon request. Requests for players will be taken near the end of each game. Space and phone lines will be made available following post game interviews for filing stories.

## CREDENTIALS

Media credentials are required for all Skyhawk home games and can be obtained through the sports information office.

## PRESS ROW

The Kathleen and Tom Elam Center press row has wireless internet access for all working members of the media. Media parking is located behind the loading dock of the Elam Center. There is no charge for parking but a pass must be obtained through the sports information office.

## ON THE WEB

A wealth of resources for the UT Martin sports information department can be found at [www.UTMSports.com](http://www.UTMSports.com). The site features updated schedules, rosters, player information, scores, statistics and game notes.

## SKYHAWKS IN PRINT

The name of our institution is The University of Tennessee at Martin and if abbreviated, should be referred to as UT Martin. The University of Tennessee at Martin should be used as the first reference in a news story. UT Martin should be used in subsequent references and UTM is acceptable in headlines. Tennessee-Martin, UT-Martin, UT or Martin should never be used. The description Skyhawks should be used to represent all UT Martin athletic teams. Hawks should never be used.





# TEAM PHOTO/ROSTER



**Front (L to R):** Terence Smith, Justin Childs, Bobby Jones, Omari Minor, Khristian Taylor, DeMarc Richardson, Dee Oldham, BJ McLaughlin.  
**Middle (L to R):** Manager Christian Johnson, Graduate Assistant Mark Halsell, Assistant Coach Andres Irarrazabal, Head Coach Jason James, Assistant Coach Lance Egnatz, Assistant Head Coach Cornelius Jackson, Manager Josh Sinclair.  
**Back (L to R):** Pierre Mopo, Mike Liabo, Jeremy Washington, Corderio Maclin, Tobias Dowdell, Myles Taylor.

## NUMERICAL

No.	Name	Pos.	Ht.	Wt.	Class	Hometown (Previous School)
0	Tobias Dowdell	F	6-7	215	So.	Birmingham, Ala. (Lawson State CC)
1	Dee Oldham	G	6-4	180	Fr.	Lebanon, Tenn. (Wilson Central HS)
2	Khristian Taylor	G	6-2	175	So.	Akron, Ohio (St. Vincent-St. Mary HS)
3	Terence Smith	G	6-4	185	R-So.	Russellville, Ala. (Russellville HS)
4	Bobby Jones	G	6-3	185	Jr.	Memphis, Tenn. (Eastern Oklahoma State College)
10	Mike Liabo	G/F	6-6	195	Jr.	Naples, Fla. (Brehm Preparatory School)
11	Omari Minor	G	6-0	175	Jr.	Troy, Va. (Hargrave Military Academy)
15	DeMarc Richardson	G	6-2	170	Fr.	Eads, Tenn. (Briarcrest Christian HS)
22	Justin Childs	G	6-4	190	Jr.	New Orleans, La. (Mississippi Gulf Coast CC)
25	BJ McLaughlin	F	6-6	200	Fr.	Florissant, Mo. (Hazelwood Central HS)
32	Pierre Mopo	F	6-7	245	Jr.	Pearl, Miss. (Piney Woods HS)
33	Myles Taylor	F	6-7	250	So.	Little Rock, Ark. (Hall HS)
35	Corderio Maclin	F	6-8	240	Sr.	Memphis, Tenn. (Connors State College)
53	Jeremy Washington	F	6-7	230	Sr.	Little Rock, Ark. (Connors State College)

**Head Coach:** Jason James (Graceland, 2000), Fourth Season  
**Assistant Coaches:** Cornelius Jackson (Marshall, 2001), Fourth Season  
 Lance Egnatz (Lynn, 2002), First Season  
 Andres Irarrazabal (UT Martin, 2011), Second Season  
 Mark Halsell (Park, 2012), First Season

### PRONUNCIATION GUIDE

#0 TOE-BIAS DOWW-DELL

#1 Dee OLD-EM

#10 Mike LIE-BOW

#11 OH-MAR-REE Minor

#25 BJ MC-LOFF-LYNN

#32 Pierre MOE-POE

#35 CORE-DARE-RIO Maclin

AC Lance EGG-NATS

AC ON-DRACE EAR-RAH-RAZA-BALL

AC Mark HASSLE



# PLAYER BIOS



## #35 CORDERIO MACLIN

FORWARD • 6-8 • 240 • SENIOR  
MEMPHIS, TENN. • CONNORS STATE COLLEGE

**2011-12:** Played in 30 games, logging five starts...Averaged 6.3 points and 2.2 rebounds while shooting 49 percent (75-for-153) from the field in 14.5 minutes per game...Cracked double-figures scoring in seven games, including a career-best 18 points in only 24 minutes against Lamar on Nov. 22...In the Lamar game, he went 6-for-8 from the field while going a perfect 6-for-6 from the charity stripe...Pulled down a career-high six rebounds to go along with 12 points and a career-best two blocks in only 16 minutes against Central Arkansas on Nov. 30...Logged a career-high 38 minutes while scoring 12 points on Feb. 23 against Austin Peay.

**BEFORE UTM:** Spent two seasons for head coach Bill Muse at nationally-ranked Connors State in Warner, Okla., where the Cowboys posted a 56-8 record...Entering his sophomore year, Maclin was ranked as the 52nd best national junior college prospect on Rivals.com JucoJunction Top 150 list...As a sophomore, he averaged 7.3 points, 3.9 rebounds and 0.8 blocks while shooting a team-best 60.1 percent from the floor in 29 games...In 2009-10, he averaged 5.6 points and 3.8 rebounds per game while making 53.4 percent of his field goal attempts for a team that won the Region 2 championship and advanced to the NJCAA Tournament in Hutchinson, Kan...As a prep, he was one of the top players in the Memphis area at Ridgeway High School under head coach Wes Henning, where he led the Roadrunners to a 34-3 record and the program's fourth state championship as a junior...Also helped Ridgeway to three straight conference championships from 2006-08.

**PERSONAL:** Born on June 16, 1991...Son of Ernest Maclin and Gwendolyn Hunter...Has one brother, Ernest...Majoring in business.

### CAREER STATS

Season	gp-gs	min/avg	fg-fga	pct	fg-fga	pct	ft-fa	pct	off	def	tot	avg	pf	fo	ast	to	blk	stl	pts	avg
2011-12	30-5	435/14.5	75-153	.490	0-0	.000	39-59	.661	22	43	65	2.2	79	3	10	36	11	10	189	6.3
TOTAL	30-5	435/14.5	75-153	.490	0-0	.000	39-59	.661	22	43	65	2.2	79	3	10	36	11	10	189	6.3



# PLAYER BIOS

## CAREER GAME-BY-GAME

### 2011-12 (JUNIOR)

Date	Opp	Min	FG	3FG	FT	O-D-R	PF	A	TO	B	S	PTS
N11	@Lville	24	3-9	0-0	3-4	1-1-2	3	0	2	0	0	9
N13	@Ohio	10	1-3	0-0	2-2	0-1-1	5	0	2	1	0	4
N17	@Ark St	18	3-7	0-0	2-2	1-2-3	1	2	1	0	1	8
N19	Rchstr	16	5-7	0-0	2-4	0-2-2	4	2	0	0	0	12
N22	Lamar	24	6-8	0-0	6-6	1-3-4	3	0	1	0	1	18
N25	@MS St	16	3-8	0-0	0-0	0-3-3	4	0	0	0	1	6
N27	@UAB	9	1-1	0-0	0-0	0-0-0	4	0	1	0	0	2
N30	C Ark	16	4-8	0-0	4-5	5-1-6	1	0	1	2	0	12
D3	Ball St	15	1-6	0-0	0-0	0-3-3	2	0	4	0	0	2
D6	@Lpscmb	9	1-1	0-0	0-0	0-1-1	2	0	2	1	0	2
D10	MTSU	25	5-9	0-0	0-0	2-1-3	2	1	3	0	2	10
D13	Bethel	11	2-5	0-0	0-0	0-3-3	2	0	1	0	0	4
D18	IPFW	11	0-3	0-0	2-2	0-1-1	4	0	3	0	0	2
D21	Murray	5	1-1	0-0	0-0	0-0-0	4	0	2	0	0	2
D29	@TSU	6	3-5	0-0	0-1	0-1-1	2	0	0	0	0	6
D31	TTU	9	0-0	0-0	0-0	0-0-0	2	0	1	1	0	0
J5	SEMO	13	2-7	0-0	3-4	1-0-1	2	0	1	0	0	7
J7	SIUE	23	6-9	0-0	1-2	1-3-4	2	0	0	1	1	13
J12	@EIU	8	1-2	0-0	0-2	0-0-0	2	0	1	0	0	2
J19	@EKU	12	2-5	0-0	1-1	0-1-1	1	1	0	0	0	5
J21	@Morehd	19	3-5	0-0	2-2	1-0-1	3	1	1	1	0	8
J26	TSU	13	5-6	0-0	0-1	1-3-4	2	0	2	0	1	10
J28	@APSU	13	2-4	0-0	1-1	0-1-1	5	1	1	0	1	5
F2	JSU	10	1-2	0-0	2-2	1-0-1	1	1	0	0	0	4
F4	Murray	14	3-6	0-0	0-1	1-3-4	2	0	0	1	0	6
F9	@SEMO	15	0-6	0-0	0-0	0-2-2	1	0	0	0	1	0
F11	EIU	11	1-2	0-0	2-2	1-3-4	3	0	1	0	0	4
F14	@Knsu	14	3-5	0-0	0-3	2-1-3	2	0	2	2	0	6
F18	@SE La	---	---	---	---	DNP	---	---	---	---	---	---
F23	APSU	38	3-8	0-0	6-10	3-1-4	3	1	3	1	1	12
F25	@JSU	8	4-5	0-0	0-2	0-2-2	5	0	0	0	0	8

## GAME CAREER-HIGHS

Points.....	18 vs. Lamar (11-22-11)
Field Goals .....	6 (twice), last vs. SIU Edwardsville (1-7-12)
Field Goal Attempts .....	9 (3 times), last vs. SIU Edwardsville (1-7-12)
3-Point Field Goals .....	None
3-Point Field Goal Attempts .....	None
Free Throws Made .....	6 (twice), last vs. Austin Peay (2-23-12)
Free Throw Attempts .....	10 vs. Austin Peay (2-23-12)
Rebounds.....	6 vs. Central Arkansas (11-30-11)
Assists .....	2 (twice), last vs. Rochester (11-19-11)
Blocked Shots .....	2 (twice), last at Kennesaw State (2-14-12)
Steals .....	2 at Middle Tennessee (12-10-11)
Minutes Played.....	38 vs. Austin Peay (2-23-12)



# PLAYER BIOS



## #53 JEREMY WASHINGTON

FORWARD • 6-7 • 230 • SENIOR  
LITTLE ROCK, ARK. • CONNORS STATE COLLEGE

**2011-12:** Was one of three Skyhawks to play in all 31 games, logging the second-most starts (28) on the team...Posted averages of 5.8 points, 4.1 rebounds, 2.2 assists and 0.8 steals per game while logging 24.7 minutes...Tallied an impressive 1.86 assist-to-turnover ratio (69 assists against 37 turnovers)...Best game of the season came at Ohio on Nov. 13, when he tallied career-highs in points (19) and rebounds (nine)...Scored in double-figures in seven games...Handed out at three assists 11 times, with a career-high eight (to go along with six points and eight rebounds) against SIU Edwardsville on Jan. 7...Corralled five or more rebounds on 10 different occasions...Had five multi-block games and seven multi-steal games, swiping a career-high three steals at Kennesaw State on Feb. 14...Was named to the OVC Commissioner's Honor Roll.

**BEFORE UTM:** Alongside fellow Skyhawk teammate Corderio Maclin, Washington bolstered junior college powerhouse Connors State's frontcourt the last two seasons, playing in 62 games for head coach Bill Muse...As a sophomore, Washington averaged 9.7 points and 6.6 rebounds per game while shooting 49 percent from the field and 73 percent from the free throw line...Averaged 5.2 points and 3.6 rebounds with a 45 percent field goal percentage as a freshman for a Cowboys team that went 30-4 and made it to the NJCAA Tournament...Before Connors State, he played at Hall High School in Little Rock, Ark., helping the Warriors capture the 2008 state championship to cap off a 29-2 season.

**PERSONAL:** Born on Nov. 7, 1986...Son of the late Richard Washington and Gloria Washington...Has two siblings, Marion King and Teresa King...Major is undecided.

### CAREER STATS

Season	gp-gs	min/avg	fg-fga	pct	fg-fga	pct	ft-fta	pct	off	def	tot	avg	pf	fo	ast	to	blk	stl	pts	avg
2011-12	31-28	767/24.7	76-177	.429	3-23	.130	25-37	.676	50	78	128	4.1	92	6	69	37	13	26	180	5.8
TOTAL	31-28	767/24.7	76-177	.429	3-23	.130	25-37	.676	50	78	128	4.1	92	6	69	37	13	26	180	5.8



# PLAYER BIOS

## CAREER GAME-BY-GAME

### 2011-12 (JUNIOR)


Date	Opp	Min	FG	3FG	FT	O-D-R	PF	A	TO	B	S	PTS
N11	@Lville	22	1-5	0-0	0-2	1-3-4	1	3	0	0	2	2
N13	@Ohio	32	6-14	0-3	5-5	5-4-9	5	2	0	2	1	17
N17	@Ark St	30	1-3	0-0	0-0	2-1-3	0	1	1	0	2	2
N19	Rchstr	17	3-4	0-0	0-0	3-2-5	4	4	2	0	2	6
N22	Lamar	30	4-7	1-2	2-2	1-3-4	3	5	0	0	2	11
N25	@MS St	22	2-5	0-2	0-0	0-1-1	2	2	0	0	2	4
N27	@UAB	36	3-7	1-2	0-0	1-3-4	2	2	1	0	1	7
N30	C Ark	27	1-5	0-2	2-3	1-5-6	4	1	0	1	1	4
D3	Ball St	16	1-5	0-3	1-2	0-0-0	2	2	1	0	0	3
D6	@Lpscmb	29	3-8	0-1	6-6	5-2-7	2	1	3	2	1	12
D10	MTSU	24	1-3	1-1	0-0	0-4-4	4	1	1	0	0	3
D13	Bethel	25	5-9	0-0	0-0	2-2-4	0	4	0	0	0	10
D18	IPFW	14	1-1	0-0	1-1	0-0-0	4	2	0	0	0	3
D21	@Murray	22	0-4	0-1	0-0	0-1-1	4	1	1	0	1	0
D29	@TSU	22	2-6	0-1	2-4	2-2-4	4	0	2	0	0	6
D31	TTU	24	5-10	0-0	0-0	1-2-3	4	2	1	2	1	10
J5	SEMO	15	1-4	0-0	2-2	1-3-4	5	4	0	2	1	4
J7	SIUE	33	3-7	0-1	0-1	3-5-8	1	8	2	0	1	6
J12	@EIU	23	2-4	0-0	0-0	1-2-3	4	1	2	0	1	4
J19	@EKU	29	3-6	0-1	0-0	3-3-6	5	3	2	0	0	6
J21	@Morehd	26	4-7	0-0	0-0	0-2-2	3	3	3	0	0	8
J26	TSU	14	1-1	0-0	0-0	1-3-4	3	0	2	0	0	2
J28	@APSU	23	5-11	0-1	0-1	2-2-4	5	1	0	0	0	10
F2	JSU	20	1-3	0-0	0-0	1-1-2	1	4	1	1	0	2
F4	Murray	31	2-3	0-0	0-0	2-6-8	4	1	1	0	1	4
F9	@SEMO	30	4-9	0-0	0-0	4-4-8	0	0	1	0	1	8
F11	EIU	23	1-5	0-0	0-0	4-1-5	5	5	2	2	0	2
F14	@Knsu	36	5-7	0-1	0-2	3-3-6	2	3	3	1	3	10
F18	@SE La	31	3-8	0-1	2-2	0-3-3	3	1	3	0	0	8
F23	APSU	13	0-2	0-0	0-0	0-2-2	5	0	1	0	0	0
F25	@JSU	28	2-4	0-0	2-4	1-3-4	1	2	1	0	2	6

## GAME CAREER-HIGHS

Points.....	17 at Ohio (11-13-11)
Field Goals .....	6 at Ohio (11-13-11)
Field Goal Attempts .....	14 at Ohio (11-13-11)
3-Point Field Goals .....	1 (3 times), last at Middle Tennessee (12-10-11)
3-Point Field Goal Attempts .....	3 (twice), last vs. Ball State (12-3-11)
Free Throws Made .....	6 at Lipscomb (12-6-11)
Free Throw Attempts .....	6 at Lipscomb (12-6-11)
Rebounds.....	9 at Ohio (11-13-11)
Assists .....	8 vs. SIU Edwardsville (1-7-12)
Blocked Shots .....	2 (5 times), last vs. Eastern Illinois (2-11-12)
Steals .....	3 at Kennesaw State (2-14-12)
Minutes Played.....	36 (twice), last at Kennesaw State (2-14-12)



# PLAYER BIOS



## #10 MIKE LIABO

GUARD/FORWARD • 6-6 • 195 • JUNIOR  
NAPLES, FLA. • BREHM PREPARATORY SCHOOL

**2011-12:** Saw time in 30 games, making 22 starts...Was one of the top scorers in the Ohio Valley Conference, ranking seventh in the league in points per game (15.2)...Also ranked fourth in the OVC in three-point field goals made (68, 2.3 per game) and ninth in free throw percentage (.802, 77-for-96)...In addition to scoring, three-point field goals made and free throw percentage, led the Skyhawks in minutes played (946, 31.5 per game), field goals made (156), field goals attempted (448), three-point field goals attempted (223) and defensive rebounds (100)...Was responsible for over half of UT Martin's three-point field goals made (68 of 125, 54 percent)...Cracked double-figures in the scoring column in 28 of his 30 games, including five outings of 20 or more points...Tallied a career-best 27 points in 33 minutes against Austin Peay on Feb. 23...Canned three or more three-pointers in 11 different games, nailing four trifectas in four games – including three of the last six contests of the season...Averaged 4.0 rebounds per game, pulling down five or more in a dozen games (including a career-high nine at Morehead State on Jan. 21)...Handed out 2.6 assists per game, tallying at least four in 10 games (including three games with a career-best six).

**2010-11:** Emerged as one of the team's best scoring threats during his freshman campaign, appearing in all 33 games while making 13 starts...Averaged 11.2 points and 3.2 rebounds while shooting .395 from the field, .331 from three-point range and .695 from the charity stripe...Led UT Martin in field goals made (138), field goals attempted (349), three-point field goals made (52) and three-point field goals attempted (157)...Became the first freshman in UT Martin history to lead the team in scoring in OVC play, averaging 12.2 points while cracking double-figures in 13 of the 18 league games...Overall, led the team in scoring on four occasions but poured in double-figures in 22 games, including career-highs of 21 points at Eastern Illinois (Feb. 15) and against Eastern Kentucky (Feb. 24)...Was a long-range specialist for the Skyhawks, making three or more treys a total of eight times...Nailed four treys in home games against Lipscomb (Nov. 27), Eastern Kentucky (Feb. 24) and Morehead State (Feb. 26)...His 32 three-pointers made in OVC play ranked seventh in the league...Grabbed a career-high eight rebounds in the OVC Tournament quarterfinals against Tennessee Tech on March 3...Was named OVC Freshman of the Week on Nov. 29, Dec. 6 and Feb. 28.

**BEFORE UTM:** Was an outstanding shooting guard at Brehm Prep in Carbondale, Ill....A left-handed shooter who is known for his long range, he averaged 22.5 points per contest as a senior for head coach Aaron Lee at Brehm...Originally from Naples, Fla., he was a 5A all-state honorable mention selection at Gulf Coast High School...As a junior, he averaged 20 points per game and broke the program record for most points in a single season.

**PERSONAL:** Born on April 30, 1991...Son of Randy Liabo and Nancy Glorioso...Has three siblings...Majoring in sports management.

### CAREER STATS

Season	gp-gs	min/avg	fg-fga	pct	fg-fga	pct	ft-fga	pct	off	def	tot	avg	pf	fo	ast	to	blk	stl	pts	avg
2010-11	33-13	778/23.6	138-349	.395	52-157	.331	41-59	.695	25	82	107	3.2	47	0	52	59	5	20	369	11.2
2011-12	30-22	946/31.5	156-448	.348	68-223	.305	77-96	.802	20	100	120	4.0	48	0	79	85	4	17	457	15.2
TOTAL	63-35	1724/27.4	294-797	.369	120-380	.316	118-155	.761	45	182	227	3.6	95	0	131	144	9	37	826	13.1



# PLAYER BIOS

## CAREER GAME-BY-GAME

### 2011-12 (SOPHOMORE)

Date	Opp	Min	FG	3FG	FT	O-D-R	PF	A	TO	B	S	PTS
N11	@Lville	27	5-11	3-7	2-2	0-5-5	4	4	2	0	0	15
N13	@Ohio	27	5-12	2-7	4-4	0-5-5	1	4	6	0	0	16
N17	@Ark St	32	4-13	2-8	0-0	0-5-5	1	4	3	0	1	10
N19	Rchstr	23	6-11	2-6	3-4	1-5-6	1	4	1	0	1	17
N22	Lamar	26	8-19	3-6	1-2	1-1-2	0	3	2	0	0	20
N25	@MS St	24	2-12	0-3	0-0	0-6-6	0	0	2	0	1	4
N27	@UAB	28	7-14	2-5	6-6	2-2-4	1	1	6	1	1	22
N30	C Ark	27	4-16	2-9	2-4	2-2-4	2	3	3	1	0	12
D3	Ball St	---	---	---	---	DNP	---	---	---	---	---	---
D6	@Lpscmb	24	3-13	2-5	2-2	0-3-3	2	2	2	0	0	10
D10	@MTSU	25	4-13	3-7	2-2	1-0-1	1	1	3	0	1	13
D13	Bethel	24	6-17	1-9	2-3	0-2-2	4	2	1	0	1	15
D18	IPFW	28	6-14	2-4	3-5	0-1-1	1	3	4	0	1	17
D21	@Murray	36	6-20	2-8	1-2	1-4-5	3	4	1	0	4	15
D29	@TSU	31	4-15	3-8	2-2	1-3-4	1	6	3	1	0	13
D31	TTU	35	3-14	2-7	6-6	2-3-5	2	6	5	0	2	14
J5	SEMO	34	6-16	3-9	3-4	1-5-6	2	2	3	0	1	18
J7	SIUE	32	9-16	4-9	4-4	1-2-3	3	3	3	0	1	26
J12	@EIU	39	5-17	1-9	2-3	0-3-3	2	1	1	0	1	13
J19	@EKU	47	8-23	2-10	5-7	0-4-4	2	1	5	0	0	23
J21	@Morehd	40	3-13	2-8	4-4	1-8-9	0	4	3	0	0	12
J26	TSU	28	2-10	1-6	6-6	1-2-3	2	1	4	0	0	11
J28	@APSU	34	8-18	2-9	0-2	1-5-6	2	2	2	0	0	18
F2	JSU	34	5-9	3-5	2-2	0-1-1	4	4	3	0	0	15
F4	Murray	38	2-17	1-8	3-4	0-5-5	0	6	3	1	0	8
F9	@SEMO	35	6-13	4-9	0-0	0-2-2	2	0	1	0	0	16
F11	EIU	38	5-19	4-14	0-0	1-6-7	2	0	4	0	1	14
F14	@Knsu	34	3-15	2-11	3-5	0-4-4	1	3	1	0	0	11
F18	@SE La	31	5-12	1-4	2-2	0-1-1	1	1	5	0	0	13
F23	APSU	33	9-16	4-6	5-7	1-3-4	1	2	1	0	0	27
F25	@JSU	32	7-20	3-7	2-2	2-2-4	0	2	2	0	0	19

### 2010-11 (FRESHMAN)

Date	Opp	Min	FG	3FG	FT	O-D-R	PF	A	TO	B	S	PTS
N12	McMry	19	6-12	1-4	2-2	1-5-6	1	2	0	0	1	15
N15	Cntrny	22	8-13	0-3	0-0	0-4-4	0	2	2	1	1	16
N18	@LSU	20	3-8	1-5	2-2	1-0-1	2	2	0	0	1	9
N20	@NW St	20	4-12	1-4	2-2	2-2-4	0	0	2	0	1	11
N23	@Mem	26	4-10	2-5	0-0	0-1-1	0	0	1	0	0	10
N27	Lipscmb	27	6-15	4-5	2-2	1-2-3	1	2	2	0	1	18
D2	@Morehd	25	3-7	3-4	0-3	0-1-1	1	0	3	1	1	9
D4	@EKU	15	6-10	3-7	3-4	0-1-1	3	0	0	0	1	18
D8	@C Ark	25	4-11	3-4	2-4	0-2-2	0	4	3	0	0	13
D11	@IPFW	18	3-9	0-1	0-0	0-1-1	1	0	1	0	0	6
D19	Woods	20	5-12	1-6	1-1	2-2-4	2	1	1	0	0	12
D21	Murray	11	2-3	0-0	1-1	0-0-0	1	1	2	0	0	5
D27	@OH St	26	3-13	0-6	0-0	0-0-0	0	0	4	0	1	6
D29	@Tenn	15	1-5	1-2	0-0	1-0-1	1	2	2	0	0	3
J3	@SEMO	25	4-15	0-6	2-2	0-6-6	1	1	2	0	1	10
J8	TSU	21	4-10	3-8	0-2	1-2-3	0	0	0	0	0	11
J10	APSU	17	4-8	2-4	2-2	1-0-1	2	0	1	0	0	12
J13	@TTU	30	5-15	1-7	3-5	3-4-7	2	2	3	0	1	14
J15	@JSU	21	2-3	1-2	2-2	0-2-2	2	1	1	0	0	7
J20	SEMO	17	3-9	1-4	4-4	2-4-6	1	4	0	1	1	11
J22	EIU	32	6-15	1-7	2-4	0-4-4	3	4	3	0	1	15
J24	@SIUE	25	1-6	0-2	1-2	0-6-6	1	1	4	0	0	3
J29	@Murray	22	2-8	1-4	0-0	1-1-2	4	2	1	1	0	5
F3	@APSU	30	8-14	3-7	0-0	1-3-4	2	1	1	0	1	19
F5	@TSU	33	4-11	1-5	2-3	0-7-7	3	2	2	0	1	11
F10	JSU	21	6-11	1-2	0-0	0-3-3	0	1	7	0	3	13
F12	TTU	13	1-5	1-3	0-2	1-1-2	0	1	3	0	0	3
F15	@EIU	30	8-16	2-7	3-3	2-2-4	3	3	1	0	1	21
F19	Bradley	26	4-12	2-5	0-0	2-3-5	2	1	3	0	0	10
F24	EKU	33	7-13	4-6	3-4	0-2-2	1	1	0	1	2	21
F26	Morehd	33	5-14	4-10	0-0	0-2-2	1	5	0	0	0	14
M2	TSU	33	4-12	2-6	2-3	1-3-4	3	4	1	0	0	12
M3	TTU	27	2-12	2-6	0-0	2-6-8	3	2	3	0	0	6

## GAME CAREER-HIGHS

Points.....27 vs. Austin Peay (2-23-12)  
 Field Goals .....9 (twice), last vs. Austin Peay (2-23-12)  
 Field Goal Attempts .....23 at Eastern Kentucky (1-19-12)  
 3-Point Field Goals .....4 (7 times), last vs. Austin Peay (2-23-12)  
 3-Point Field Goal Attempts .....14 vs. Eastern Illinois (2-11-12)  
 Free Throws Made .....6 (4 times), last vs. Tennessee State (1-26-12)  
 Free Throw Attempts .....7 (twice), last vs. Austin Peay (2-23-12)  
 Rebounds.....9 at Morehead State (1-21-12)  
 Assists .....6 (3 times), last vs. Murray State (2-4-12)  
 Blocked Shots .....1 (10 times), last vs. Murray State (2-4-12)  
 Steals .....4 at Murray State (12-21-11)  
 Minutes Played.....47 at Eastern Kentucky (1-19-12)



# PLAYER BIOS



## #11 OMARI MINOR

GUARD • 6-0 • 175 • JUNIOR  
TROY, VA. • HARGRAVE MILITARY ACADEMY

**2011-12:** Was one of only three players to play in all 31 games, logging a team-high 30 starts at point guard...Handed out a team-high 86 assists (2.8 per game) against only 57 turnovers...Ranked fourth in the OVC in conference games only in assist-to-turnover ratio (1.6)...In OVC-only games, ranked fifth in assists per game (3.4) and ninth in steals per game (1.4)...Tallied four or more assists in 11 games, including a career-best seven to go along with eight points and four rebounds in 39 minutes at Austin Peay on Jan. 28...Scored a career-high nine points in only 22 minutes against Jacksonville State on Feb. 2...Ranked second on the team with 36 steals, swiping three or more steals on seven different occasions...Swiped a career-best four steals and added eight points in a career-high 48 minutes at Eastern Kentucky on Jan. 19.

**2010-11:** Appeared in 28 games at point guard, making 10 straight starts from Nov. 27 through Jan. 3...Compiled 32 points, 26 assists and 22 rebounds in 296 total minutes...Led the team in assists on four occasions...Best game of the season came at Tennessee Tech on Jan. 13, when he set career-highs in minutes (34), points (nine), assists (seven; against only two turnovers), field goals made (four) and field goals attempted (10)...Handed out three assists in home games against MacMurray (Nov. 12), Lipscomb (Nov. 27) and William Woods (Dec. 19).

**BEFORE UTM:** Played under head coach Kevin Keatts at the prestigious Hargrave Military Academy program...He was rated by ESPN as the 12th best point guard prospect out of the state of Virginia...Before Hargrave, he attended Charlottesville High School, playing for his father Mitch Minor...He was voted Most Valuable Player of the Virginia High School Coaches Association (VHSCA) All-Star game, where he poured in 20 points, four rebounds and four assists to help the West team to a 110-94 win...At CHS, he was named second team All-Central Virginia in 2008 and led the Black Knights to two consecutive Group AA tournament showings as a junior and senior.

**PERSONAL:** Born on March 26, 1991...Son of Mitchell and Michelle Minor...Has one younger sister...Majoring in health and human performance.

### CAREER STATS

Season	gp-gs	min/avg	fg-fga	pct	fg-fga	pct	ft-fga	pct	off	def	tot	avg	pf	fo	ast	to	blk	stl	pts	avg
2010-11	28-10	296/10.6	12-33	.364	1-5	.200	7-14	.500	5	17	22	0.8	44	2	26	30	1	13	32	1.1
2011-12	31-30	828/26.7	32-90	.356	3-12	.250	24-35	.686	13	40	53	1.7	88	4	86	57	2	36	91	2.9
TOTAL	59-40	1124/19.1	44-123	.358	4-17	.235	31-49	.633	18	57	75	1.3	132	6	112	87	3	49	123	2.1



# PLAYER BIOS

## CAREER GAME-BY-GAME

### 2011-12 (SOPHOMORE)

Date	Opp	Min	FG	3FG	FT	O-D-R	PF	A	TO	B	S	PTS
N11	@Lville	18	0-0	0-0	0-0	0-0-0	3	0	2	0	0	0
N13	@Ohio	15	0-0	0-0	0-0	0-1-1	1	0	1	0	0	0
N17	@Ark St	26	2-4	1-2	0-0	0-0-0	2	4	2	0	3	5
N19	Rchstr	23	0-1	0-0	0-0	0-3-3	3	4	3	0	1	0
N22	Lamar	16	0-0	0-0	0-0	1-0-1	3	0	0	0	0	0
N25	@MS St	14	1-3	0-0	0-0	0-1-1	3	1	3	0	1	2
N27	@UAB	24	3-4	0-0	1-2	0-0-0	1	3	1	0	3	7
N30	C Ark	15	0-0	0-0	0-0	0-0-0	5	2	3	0	0	0
D3	Ball St	25	1-5	0-2	0-0	0-1-1	1	3	1	0	1	2
D6	@Lpscmb	19	0-2	0-0	0-0	0-1-1	2	0	1	0	0	0
D10	@MTSU	24	2-3	0-0	0-0	1-0-1	4	1	2	0	0	4
D13	Bethel	35	1-3	0-0	4-6	0-3-3	3	4	2	0	0	6
D18	IPFW	25	3-5	0-0	2-2	1-2-3	5	3	0	0	3	8
D21	@Murray	29	2-3	1-1	2-2	0-1-1	3	3	5	0	3	7
D29	@TSU	16	0-1	0-0	1-2	0-2-2	2	0	2	0	0	1
D31	TTU	31	0-1	0-0	3-4	1-1-2	4	1	5	0	3	3
J5	SEMO	29	0-3	0-0	0-0	1-0-1	1	5	1	0	1	0
J7	SIUE	19	0-1	0-0	0-0	0-2-2	1	3	2	0	1	0
J12	@EIU	35	2-4	1-2	1-2	2-3-5	2	3	3	1	2	6
J19	@EKU	48	3-6	0-1	2-4	1-2-3	3	2	0	0	4	8
J21	@Morehd	29	0-2	0-1	0-0	0-3-3	4	2	1	0	1	0
J26	TSU	25	1-2	0-0	0-1	0-1-1	4	4	2	0	1	2
J28	@APSU	39	4-7	0-0	0-1	2-2-4	5	7	2	0	1	8
F2	JSU	22	3-5	0-1	3-3	0-0-0	4	3	2	0	0	9
F4	Murray	35	0-6	0-1	0-0	1-0-1	4	5	2	0	3	0
F9	@SEMO	36	1-3	0-0	1-2	0-2-2	1	5	2	0	0	3
F11	EIU	40	2-6	0-0	0-0	0-1-1	5	4	1	0	1	4
F14	@Knsu	35	0-1	0-0	4-4	1-2-3	3	2	1	0	2	4
F18	@SE La	26	0-3	0-1	0-0	0-1-1	1	4	1	1	0	0
F23	APSU	32	1-3	0-0	0-0	1-5-6	4	6	3	0	1	2
F25	@JSU	23	0-3	0-0	0-0	0-0-0	1	2	1	0	0	0

### 2010-11 (FRESHMAN)

Date	Opp	Min	FG	3FG	FT	O-D-R	PF	A	TO	B	S	PTS
N12	McMry	17	1-4	0-1	0-0	0-2-2	4	3	2	0	0	2
N15	Cntrny	20	1-1	1-1	0-2	0-0-0	4	0	2	0	2	3
N18	@LSU	17	1-1	0-0	3-4	1-1-2	2	0	1	0	0	5
N20	@NW St	13	0-1	0-1	0-0	0-1-1	3	2	2	0	0	0
N23	@Mem	11	0-2	0-0	0-0	2-1-3	1	1	3	1	0	0
N27	Lipscmb	17	0-1	0-0	0-0	0-0-0	3	3	0	0	0	0
D2	@Morehd	15	1-1	0-0	0-0	0-0-0	2	0	3	0	0	2
D4	@EKU	19	1-3	0-0	1-2	1-2-3	5	0	2	0	2	3
D8	@C Ark	9	0-0	0-0	0-0	0-0-0	3	1	0	0	1	0
D11	@IPFW	16	0-0	0-0	2-2	0-1-1	1	2	1	0	1	2
D19	Woods	16	1-1	0-0	0-1	1-1-2	1	3	0	0	1	2
D21	Murray	14	1-2	0-0	0-0	0-1-1	2	0	1	0	1	2
D27	@OH St	15	0-3	0-0	0-0	0-1-1	0	1	2	0	1	0
D29	@Tenn	9	0-0	0-0	0-0	0-1-1	2	0	1	0	0	0
J3	@SEMO	11	0-1	0-0	0-0	0-1-1	5	1	0	0	0	0
J8	TSU	5	0-1	0-0	0-0	0-0-0	0	1	0	0	2	0
J10	APSU	5	0-0	0-0	0-0	0-0-0	1	0	1	0	0	0
J13	@TTU	34	4-10	0-2	1-3	0-2-2	1	7	2	0	1	9
J15	@JSU	8	1-1	0-0	0-0	0-0-0	0	0	2	0	0	2
J20	SEMO	6	0-0	0-0	0-0	0-0-0	1	0	0	0	0	0
J22	EIU	3	0-0	0-0	0-0	0-0-0	0	0	0	0	0	0
J24	@SIUE	2	0-0	0-0	0-0	0-0-0	2	0	0	0	0	0
J29	@Murray	2	0-0	0-0	0-0	0-0-0	0	0	1	0	0	0
F3	@APSU	2	0-0	0-0	0-0	0-0-0	0	0	1	0	0	0
F5	@TSU	-	---	---	---	-DNP-	-	-	-	-	-	-
F10	JSU	5	0-0	0-0	0-0	0-2-2	1	1	1	0	0	0
F12	TTU	5	0-0	0-0	0-0	0-0-0	0	0	1	0	1	0
F15	@EIU	0+	0-0	0-0	0-0	0-0-0	0	0	1	0	0	0
F19	Bradley	-	---	---	---	-DNP-	-	-	-	-	-	-
F24	EKU	-	---	---	---	-DNP-	-	-	-	-	-	-
F26	Morehd	-	---	---	---	-DNP-	-	-	-	-	-	-
M2	TSU	-	---	---	---	-DNP-	-	-	-	-	-	-
M3	TTU	0+	---	---	---	-DNP-	-	-	-	-	-	-

## GAME CAREER-HIGHS

Points.....	9 (twice), last vs. Jacksonville State (2-2-12)
Field Goals .....	4 (twice), last at Austin Peay (1-28-12)
Field Goal Attempts .....	10 at Tennessee Tech (1-13-11)
3-Point Field Goals .....	1 (4 times), last at Eastern Illinois (1-12-12)
3-Point Field Goal Attempts .....	2 (4 times), last at Eastern Illinois (1-12-12)
Free Throws Made .....	4 (twice), last at Kennesaw State (2-14-12)
Free Throw Attempts .....	6 vs. Bethel (12-13-11)
Rebounds.....	6 vs. Austin Peay (2-23-12)
Assists .....	7 (twice), last at Austin Peay (1-28-12)
Blocked Shots .....	1 (3 times), last at Southeastern Louisiana (2-18-12)
Steals .....	4 at Eastern Kentucky (1-19-12)
Minutes Played.....	48 at Eastern Kentucky (1-19-12)



# PLAYER BIOS



## #32 PIERRE MOPO

FORWARD • 6-7 • 245 • JUNIOR  
PEARL, Miss. • PINEY WOODS HS

**2011-12:** Saw time in eight games off the bench, tallying 50 minutes...Recorded two points, 13 rebounds, two assists and a block...Best game of the season came at Southeastern Louisiana on Feb. 18, when he pulled down a career-best eight rebounds and added an assist in only 19 minutes...Scored two points and added a pair of rebounds in three minutes at Mississippi State on Nov. 25...Also snared two rebounds in 12 minutes in the season finale at Jacksonville State on Feb. 25.

**2010-11:** Totaled 68 minutes over 17 games as a freshman...Tallied four points, 15 rebounds, three steals and a block...Secured multiple rebounds in four of seven games during midseason, led by a career-best four boards in only six minutes at Morehead State on Dec. 2...Scored on his only field goal attempt against Lipscomb on Nov. 27 and went 2-for-2 from the free throw line against Jacksonville State on Feb. 10...Logged a career-high 12 minutes at LSU on Nov. 18.

**BEFORE UTM:** Was named as a Mississippi Player to Watch by the Clarion-Ledger newspaper after leading Piney Woods High School to a 20-9 record in Class 2A competition last season...He landed in the top 350 of national recruiting guru Clark Francis' Hoop Scoop rankings, and was one of Mississippi's nominees for the McDonald's All-American game.

**PERSONAL:** Born on April 18, 1991...Son of Sambie Mopo Basile and Nguenkam Suzane...Has 49 siblings...Majoring in business.

### CAREER STATS

Season	gp-gs	min/avg	fg-fga	pct	fg-fga	pct	ft-fga	pct	off	def	tot	avg	pf	fo	ast	to	blk	stl	pts	avg
2010-11	17-0	68/4.0	1-6	.167	0-0	.000	2-4	.500	5	10	15	0.9	26	1	0	5	1	3	4	0.2
2011-12	8-0	50/6.3	1-7	.143	0-0	.000	0-2	.000	3	10	13	1.6	6	0	2	3	1	0	2	0.3
TOTAL	25-0	118/4.7	2-13	.154	0-0	.000	2-6	.333	8	20	28	1.1	32	1	2	8	2	3	6	0.2



# PLAYER BIOS

## CAREER GAME-BY-GAME

### 2011-12 (SOPHOMORE)

Date	Opp	Min	FG	3FG	FT	O-D-R	PF	A	TO	B	S	PTS
N11	@Lville	---	---	---	---	DNP	---	---	---	---	---	---
N13	@Ohio	---	---	---	---	DNP	---	---	---	---	---	---
N17	@Ark St	---	---	---	---	DNP	---	---	---	---	---	---
N19	Rchstr	4	0-0	0-0	0-0	0-0-0	0	0	0	0	0	0
N22	Lamar	---	---	---	---	DNP	---	---	---	---	---	---
N25	@MS St	3	1-2	0-0	0-0	1-1-2	0	0	0	0	0	2
N27	@UAB	2	0-0	0-0	0-0	0-0-0	0	0	0	0	0	0
N30	C Ark	---	---	---	---	DNP	---	---	---	---	---	---
D3	Ball St	7	0-0	0-0	0-0	0-0-0	1	0	0	1	0	0
D6	@Lpscmb	---	---	---	---	DNP	---	---	---	---	---	---
D10	@MTSU	---	---	---	---	DNP	---	---	---	---	---	---
D13	Bethel	---	---	---	---	DNP	---	---	---	---	---	---
D18	IPFW	---	---	---	---	DNP	---	---	---	---	---	---
D21	@Murray	---	---	---	---	DNP	---	---	---	---	---	---
D29	@TSU	---	---	---	---	DNP	---	---	---	---	---	---
D31	TTU	---	---	---	---	DNP	---	---	---	---	---	---
J5	SEMO	---	---	---	---	DNP	---	---	---	---	---	---
J7	SIUE	---	---	---	---	DNP	---	---	---	---	---	---
J12	@EIU	---	---	---	---	DNP	---	---	---	---	---	---
J19	@EKU	---	---	---	---	DNP	---	---	---	---	---	---
J21	@Morehd	---	---	---	---	DNP	---	---	---	---	---	---
J26	TSU	---	---	---	---	DNP	---	---	---	---	---	---
J28	@APSU	1	0-0	0-0	0-0	0-0-0	0	0	0	0	0	0
F2	JSU	---	---	---	---	DNP	---	---	---	---	---	---
F4	Murray	---	---	---	---	DNP	---	---	---	---	---	---
F9	@SEMO	2	0-1	0-0	0-0	0-1-1	0	0	0	0	0	0
F11	EIU	---	---	---	---	DNP	---	---	---	---	---	---
F14	@Knsu	---	---	---	---	DNP	---	---	---	---	---	---
F18	@SE La	19	0-2	0-0	0-1	2-6-8	3	1	1	0	0	0
F23	APSU	---	---	---	---	DNP	---	---	---	---	---	---
F25	@JSU	12	0-2	0-0	0-1	0-2-2	2	1	2	0	0	0

### 2010-11 (FRESHMAN)

Date	Opp	Min	FG	3FG	FT	O-D-R	PF	A	TO	B	S	PTS
N12	McMry	5	0-3	0-0	0-0	1-0-1	4	0	0	0	0	0
N15	Cntrny	1	0-0	0-0	0-0	0-1-1	1	0	0	0	0	0
N18	@LSU	12	0-0	0-0	0-0	0-0-0	3	0	0	0	1	0
N20	@NW St	1	0-0	0-0	0-0	0-0-0	0	0	0	0	0	0
N23	@Mem	9	0-0	0-0	0-0	0-0-0	5	0	0	0	0	0
N27	Lipscmb	8	1-1	0-0	0-0	0-0-0	1	0	0	0	1	2
D2	@Morehd	6	0-0	0-0	0-2	2-2-4	3	0	0	0	0	0
D4	@EKU	-	---	---	---	-DNP-	-	-	-	-	-	-
D8	@C Ark	-	---	---	---	-DNP-	-	-	-	-	-	-
D11	@IPFW	6	0-1	0-0	0-0	1-1-2	1	0	0	0	0	0
D19	Woods	7	0-1	0-0	0-0	1-2-3	1	0	1	1	1	0
D21	Murray	4	0-0	0-0	0-0	0-0-0	3	0	1	0	0	0
D27	@OH St	5	0-0	0-0	0-0	0-2-2	0	0	1	0	0	0
D29	@Tenn	-	---	---	---	-DNP-	-	-	-	-	-	-
J3	@SEMO	-	---	---	---	-DNP-	-	-	-	-	-	-
J8	TSU	-	---	---	---	-DNP-	-	-	-	-	-	-
J10	APSU	0+	0-0	0-0	0-0	0-0-0	0	0	0	0	0	0
J13	@TTU	-	---	---	---	-DNP-	-	-	-	-	-	-
J15	@JSU	-	---	---	---	-DNP-	-	-	-	-	-	-
J20	SEMO	-	---	---	---	-DNP-	-	-	-	-	-	-
J22	EIU	-	---	---	---	-DNP-	-	-	-	-	-	-
J24	@SIUE	-	---	---	---	-DNP-	-	-	-	-	-	-
J29	@Murray	-	---	---	---	-DNP-	-	-	-	-	-	-
F3	@APSU	1	0-0	0-0	0-0	0-0-0	0	0	0	0	0	0
F5	@TSU	-	---	---	---	-DNP-	-	-	-	-	-	-
F10	JSU	1	0-0	0-0	2-2	0-0-0	0	0	0	0	0	2
F12	TTU	0+	0-0	0-0	0-0	0-0-0	1	0	1	0	0	0
F15	@EIU	1	0-0	0-0	0-0	0-1-1	1	0	1	0	0	0
F19	Bradley	-	---	---	---	-DNP-	-	-	-	-	-	-
F24	EKU	-	---	---	---	-DNP-	-	-	-	-	-	-
F26	Morehd	-	---	---	---	-DNP-	-	-	-	-	-	-
M2	TSU	-	---	---	---	-DNP-	-	-	-	-	-	-
M3	TTU	1	0-0	0-0	0-0	0-1-1	2	0	0	0	0	0

## GAME CAREER-HIGHS

Points.....2 (3 times), last at Mississippi State (11-25-11)  
 Field Goals.....1 (twice), last at Mississippi State (11-25-11)  
 Field Goal Attempts.....3 vs. MacMurray (11-12-10)  
 3-Point Field Goals.....None  
 3-Point Field Goal Attempts.....None  
 Free Throws Made.....2 vs. Jacksonville State (2-10-11)  
 Free Throw Attempts.....2 (twice), last vs. Jacksonville State (2-10-11)  
 Rebounds.....8 at Southeastern Louisiana (2-18-12)  
 Assists.....1 (twice), last at Jacksonville State (2-25-12)  
 Blocked Shots.....1 (twice), last vs. Ball State (12-3-11)  
 Steals.....1 (3 times), last vs. William Woods (12-19-10)  
 Minutes Played.....19 at Southeastern Louisiana (2-18-12)



# PLAYER BIOS



## #3 TERENCE SMITH

GUARD • 6-4 • 195 • R-SOPHOMORE  
RUSSELLVILLE, ALA. • RUSSELLVILLE HS

**2011-12:** Was granted a medical redshirt...Was named to the OVC Commissioner's Honor Roll.

**2010-11:** Became the floor leader for the Skyhawks, starting in a team-high 28 contests while playing in all 33 games...Averaged 11.3 points, 3.5 rebounds and 3.1 assists per game while making 43.5 percent of his field goal attempts and 78.2 percent of his free throws...In addition to games started, he also led the Skyhawks in minutes played (1042) and assists (103)...

Ranked in the top-10 in three Ohio Valley Conference categories: assist-to-turnover ratio (1.2:1, eighth); assists (3.1 per game, ninth); and free throw percentage (.782, 10th)...Led the team in scoring four times, including both of the team's OVC Tournament games...Tallied 21 double-figure scoring games, including a pair of 20-point performances (against Murray State on Dec. 21 and against Tennessee State in the OVC Tournament opener on March 2)...Ended the season on a strong scoring spurt, averaging 16.4 points in the final five games...Led the team in assists on 19 different occasions, handing out four or more 14 times...Tallied a career-best seven assists against Tennessee Tech on Feb. 12...Led the team in rebounding five times, including a career-high effort of 10 boards against William Woods on Dec. 19...Swiped a career-high five steals in the season-opener against MacMurray on Nov. 12...Was named OVC Freshman of the Week on Dec. 27 and Jan. 31...Was named to the OVC Commissioner's Honor Roll.

**BEFORE UTM:** The sharpshooter was rated by ESPN as the 10th best prospect in all of Alabama, and the fourth-best shooting guard prospect in the state...Playing for his father, Michael Smith, he represented the state of Alabama in the 20th annual Alabama/Mississippi All-Star Classic that took place in Pelham, Ala. last March...He led the Tigers to two area championships, as well as a regional championship and state runner-up appearance (2008)...A three-time all-state honoree, he led the Tigers to 32 consecutive victories - a school record, and graduated as Russellville's all-time leading scorer (1,681 points)...He averaged 19 points, eight rebounds, six assists and two steals per game as a senior...In the Alabama state playoffs this past season, he scored 27 points against 5A champions Lee-Huntsville and was named to the ASWA all-state second team...During his senior season, he posted a triple-double (16 points, 11 rebounds, 10 assists) against Tanner on Jan. 29, 2010.

**PERSONAL:** Born on Aug. 21, 1991...Son of Michael and Bridgette Smith...Has one sibling...Majoring in management/marketing.

### CAREER STATS

Season	gp-gs	min/avg	fg-fga	pct	fg-fga	pct	ft-fta	pct	off	def	tot	avg	pf	fo	ast	to	blk	stl	pts	avg
2010-11	33-28	1042/31.6	123-283	.435	23-73	.315	104-133	.782	40	89	129	3.9	92	4	103	86	4	27	373	11.3
TOTAL	33-28	1042/31.6	123-283	.435	23-73	.315	104-133	.782	40	89	129	3.9	92	4	103	86	4	27	373	11.3



# PLAYER BIOS

## CAREER GAME-BY-GAME

### 2010-11 (FRESHMAN)

Date	Opp	Min	FG	3FG	FT	O-D-R	PF	A	TO	B	S	PTS
N12	McMry	24	4-12	0-3	4-6	4-2-6	2	2	3	0	5	12
N15	Cntrry	18	2-5	0-1	4-6	0-2-2	3	2	0	0	1	8
N18	@LSU	25	3-10	0-2	3-4	1-1-2	2	0	1	0	0	9
N20	@NW St	30	5-9	2-3	2-3	1-1-2	3	4	4	0	2	14
N23	@Mem	30	4-8	1-2	5-6	0-3-3	3	3	0	0	1	14
N27	Lipscmb	30	4-10	1-2	4-6	1-0-1	3	3	1	0	0	13
D2	@Morehd	27	1-3	0-1	4-4	1-0-1	5	1	2	0	0	6
D4	@EKU	26	4-9	0-2	2-4	1-2-3	3	1	1	0	1	10
D8	@C Ark	28	0-4	0-1	3-4	3-6-9	4	6	4	0	0	3
D11	@IPFW	34	5-11	1-1	1-1	1-3-4	2	2	0	0	0	12
D19	Woods	32	3-8	1-4	0-0	3-7-10	1	2	2	0	0	7
D21	Murray	33	5-9	0-2	10-11	2-3-5	3	4	5	0	0	20
D27	@OH St	36	4-11	1-5	0-0	1-3-4	0	1	1	0	0	9
D29	@Tenn	37	2-8	1-3	5-6	0-1-1	2	6	2	0	0	10
J3	@SEMO	32	5-8	2-4	2-2	0-2-2	3	1	1	0	0	14
J8	TSU	37	3-9	0-2	0-0	0-5-5	5	6	3	0	1	6
J10	APSU	38	3-11	0-3	2-2	1-5-6	4	5	5	1	1	8
J13	@TTU	30	6-9	1-1	0-0	1-2-3	5	3	3	0	0	13
J15	@JSU	29	5-7	1-1	2-4	1-2-3	2	5	4	0	2	13
J20	SEMO	35	4-10	0-3	3-3	1-3-4	0	4	1	1	1	11
J22	EIU	40	4-8	0-2	4-6	3-4-7	1	4	1	0	1	12
J24	@SIUE	26	6-11	0-0	3-5	2-7-9	3	4	2	0	0	15
J29	@Murray	31	4-8	3-3	6-6	1-2-3	3	3	5	0	1	17
F3	@APSU	18	0-4	0-1	1-2	2-0-2	4	3	6	0	1	1
F5	@TSU	38	2-8	0-2	5-6	1-1-2	3	0	4	0	0	9
F10	JSU	22	1-3	0-0	2-2	0-1-1	1	1	5	0	0	4
F12	TTU	36	5-13	0-2	3-5	1-3-4	3	7	3	0	0	13
F15	@EIU	32	2-3	1-1	3-4	0-1-1	4	2	5	0	1	8
F19	Bradley	40	5-11	2-4	3-5	3-3-6	5	1	2	0	2	15
F24	EKU	34	4-7	0-1	7-7	0-1-1	2	6	2	1	0	15
F26	Morehd	36	6-10	3-4	1-1	1-3-4	3	4	3	0	2	16
M2	TSU	40	6-15	1-3	7-9	2-6-8	3	4	2	0	1	20
M3	TTU	38	6-11	1-4	3-3	0-3-3	2	3	3	1	1	16

## GAME CAREER-HIGHS

Points.....	20 (twice), last vs. Tennessee State (3-2-11)
Field Goals.....	6 (5 times), last vs. Tennessee Tech (3-3-11)
Field Goal Attempts.....	15 vs. Tennessee State (3-2-11)
3-Point Field Goals.....	3 (twice), last vs. Morehead State (2-26-11)
3-Point Field Goal Attempts.....	5 at Ohio State (12-27-10)
Free Throws Made.....	10 vs. Murray State (12-21-10)
Free Throw Attempts.....	11 vs. Murray State (12-21-10)
Rebounds.....	10 vs. William Woods (12-19-10)
Assists.....	7 vs. Tennessee Tech (2-12-11)
Blocked Shots.....	1 (4 times), last vs. Tennessee Tech (3-3-11)
Steals.....	5 vs. MacMurray (11-12-10)
Minutes Played.....	40 (3 times), last vs. Tennessee State (3-2-11)



# PLAYER BIOS



## #2 KRISTIAN TAYLOR

GUARD • 6-2 • 175 • SOPHOMORE  
AKRON, OHIO • ST. VINCENT-ST. MARY HS

**2011-12:** Saw time in 15 games, earning a pair of starts in back-to-back games at Middle Tennessee (Dec. 10) and against Bethel (Dec. 13)...Averaged 1.7 points and 1.2 rebounds in 11.0 minutes per game while shooting 46 percent from the floor (10-for-22) for the season... Best game came at Lipscomb on Dec. 6 when he tallied career-highs in points (seven) and rebounds (four) in 19 minutes played...Set career-highs in minutes (28) and assists (three) at Middle Tennessee on Dec. 10...Hit the game-winning free throw with 2.9 seconds left in overtime in the team's victory at Kennesaw State on Feb. 14...Also swiped a career-high three steals in the Kennesaw State win.

**BEFORE UTM:** Prepped at St. Vincent-St. Mary High School in Akron, Ohio, the alma mater of three-time NBA Most Valuable Player LeBron James of the Miami Heat...This past season, the Fighting Irish won their 10th regional title and sixth state championship - which is the second-most for one program in Ohio history...Playing under head coach Dru Joyce, Taylor was one of Ohio's McDonald's All-American nominees his senior season...SVSM produced a 74-28 record and two state titles in Taylor's four seasons, including winning 13 of the last 14 games in 2011, culminating with a 57-46 victory over Dayton Thurgood Marshall in the state title game at Value City Arena on the campus of Ohio State...ESPN.com projects Taylor as the 30th best collegiate prospect (and 10th best point guard) in Ohio, as he is a 75 on ESPN's scale of 100...Showed a knack for stepping up in big games, scoring 16 points in his first career start as a junior - a 68-59 overtime win over previously undefeated Buchtel in a Division-II district final.

**PERSONAL:** Born on Dec. 18, 1992...Son of Ken and Traci Taylor...Has three younger siblings, Kourtnei, Korrin and Kameron...Major is undecided.

### CAREER STATS

Season	gp-gs	min/avg	fg-fga	pct	fg-fga	pct	ft-fa	pct	off	def	tot	avg	pf	fo	ast	to	blk	stl	pts	avg
2011-12	15-2	165/11.0	10-22	.455	2-8	.250	3-11	.273	5	13	18	1.2	7	0	8	12	1	5	25	1.7
TOTAL	15-2	165/11.0	10-22	.455	2-8	.250	3-11	.273	5	13	18	1.2	7	0	8	12	1	5	25	1.7



# PLAYER BIOS

## CAREER GAME-BY-GAME

### 2011-12 (FRESHMAN)


Date	Opp	Min	FG	3FG	FT	O-D-R	PF	A	TO	B	S	PTS
N11 @Lville	---	---	---	---	---	DNP	---	---	---	---	---	---
N13 @Ohio	---	---	---	---	---	DNP	---	---	---	---	---	---
N17@Ark St	---	---	---	---	---	DNP	---	---	---	---	---	---
N19 Rchstr	---	---	---	---	---	DNP	---	---	---	---	---	---
N22 Lamar	---	---	---	---	---	DNP	---	---	---	---	---	---
N25@MS St	16	0-1	0-0	0-2	1-1-2	0	0	1	0	1	0	0
N27 @UAB	---	---	---	---	---	DNP	---	---	---	---	---	---
N30 C Ark	---	---	---	---	---	DNP	---	---	---	---	---	---
D3 Ball St	21	1-3	1-2	0-0	1-0-1	1	0	2	0	0	0	3
D6 @Lpscmb	19	3-5	1-3	0-1	0-4-4	0	0	1	0	0	0	7
D10@MTSU	28	2-3	0-1	0-0	0-2-2	2	3	4	0	0	0	4
D13 Bethel	11	0-0	0-0	0-0	0-0-0	0	2	1	1	0	0	0
D18 IPFW	2	0-0	0-0	0-0	0-0-0	0	0	0	0	0	0	0
D21@Murray	3	0-0	0-0	0-0	0-0-0	0	0	1	0	0	0	0
D29 @TSU	---	---	---	---	---	DNP	---	---	---	---	---	---
D31 TTU	---	---	---	---	---	DNP	---	---	---	---	---	---
J5 SEMO	---	---	---	---	---	DNP	---	---	---	---	---	---
J7 SIUE	---	---	---	---	---	DNP	---	---	---	---	---	---
J12 @EIU	---	---	---	---	---	DNP	---	---	---	---	---	---
J19 @EKU	1	0-0	0-0	0-0	0-0-0	0	0	0	0	0	0	0
J21@Morehd	---	---	---	---	---	DNP	---	---	---	---	---	---
J26 TSU	---	---	---	---	---	DNP	---	---	---	---	---	---
J28 @APSU	---	---	---	---	---	DNP	---	---	---	---	---	---
F2 JSU	2	0-0	0-0	0-0	0-0-0	0	0	0	0	0	0	0
F4 Murray	---	---	---	---	---	DNP	---	---	---	---	---	---
F9 @SEMO	2	0-0	0-0	0-0	0-1-1	1	0	0	0	0	0	0
F11 EIU	0+	0-0	0-0	0-0	0-0-0	0	0	0	0	0	0	0
F14 @Knsu	21	2-3	0-1	1-3	0-3-3	2	0	1	0	3	5	5
F18 @SE La	22	2-4	0-1	0-1	1-2-3	1	1	1	0	1	4	4
F23 APSU	7	0-0	0-0	1-2	0-0-0	0	1	0	0	0	1	1
F25 @JSU	10	0-3	0-0	1-2	2-0-2	0	1	0	0	0	1	1

## GAME CAREER-HIGHS

Points.....	7 at Lipscomb (12-6-11)
Field Goals .....	3 at Lipscomb (12-6-11)
Field Goal Attempts .....	5 at Lipscomb (12-6-11)
3-Point Field Goals .....	1 (twice), last at Lipscomb (12-6-11)
3-Point Field Goal Attempts .....	3 at Lipscomb (12-6-11)
Free Throws Made .....	1 (3 times), last at Jacksonville State (2-25-12)
Free Throw Attempts .....	3 at Kennesaw State (2-14-12)
Rebounds.....	4 at Lipscomb (12-6-11)
Assists .....	3 at Middle Tennessee (12-10-11)
Blocked Shots .....	1 vs. Bethel (12-13-11)
Steals .....	3 at Kennesaw State (2-14-12)
Minutes Played.....	28 at Middle Tennessee (12-10-11)



# PLAYER BIOS



## #33 MYLES TAYLOR

FORWARD • 6-7 • 250 • SOPHOMORE  
LITTLE ROCK, ARK. • HALL HS

**2011-12:** Capped off a remarkable debut season with an OVC Freshman of the Year and All-Newcomer selections...Was just the third Skyhawk in program history to capture the league's Freshman of the Year honor...Led all OVC freshmen in scoring (13.7 points per game), rebounds per game (5.2) and blocks per game (0.8)...Played in 28 games while making 27 starts, shooting 49 percent from the field in 24.4 minutes per game...Was one of the league's best scoring threats on the block, leading the Skyhawks in scoring nine times...

Reached double-figures in the scoring column in 21 games, including 11 straight and 17 of 19 to close out the season...Tallied 20 points or more on five different occasions, including a career-best 31 points in 31 minutes in an overtime victory at Kennesaw State on Feb. 14...Demonstrated the ability to extend his shooting range, as he drilled a pair of three-pointers at nationally-ranked Mississippi State on Nov. 25...Collected four double-doubles (at Ohio, at UAB, at Eastern Kentucky and at home against Eastern Illinois) and led the team in rebounding in 10 games...Led the team in free throws made (125) and free throws attempted (167)...In his last three games of the season, he knocked down 94.2 percent of his attempts from the charity stripe (33-for-35, including a career-best 14-of-15 showing against Eastern Illinois on Feb. 11)...Was named OVC Freshman of the Week five times (Nov. 21, Dec. 12, Dec. 19, Dec. 26 and Feb. 6).

**BEFORE UTM:** Attended the same high school as fellow UT Martin teammate Jeremy Washington...Led Hall High School in Little Rock, Ark. to back-to-back state championships and was one point shy of winning three consecutive titles...In fact, Taylor played in the state finals in all four years of high school (three at Hall, one at Lonoke High School) and finished with a 78-13 record in his three seasons at Hall...Prepping under head coach Jon Coleman, Taylor stuffed the statsheet to the tune of 14 points, six rebounds, five steals and a block in the 2011 state title game - a 51-44 victory over West Memphis...Overall, he averaged 13.2 points, 7.8 rebounds, 2.1 steals, 1.7 assists and 1.6 blocks per game while shooting 54 percent from the field and 75 percent from the charity stripe during his senior campaign...Was ranked by ESPN.com as the 10th best prospect in the state of Arkansas and third best power forward in the state and is a 77 on ESPN's scale of 100.

**PERSONAL:** Born on Nov. 17, 1992...Son of the late Michael Taylor and Gina Taylor...Has three siblings, Dominique Rice, Michael Taylor and Tequilla Rice...Major is undecided.

### CAREER STATS

Season	gp-gs	min/avg	fg-fga	pct	fg-fga	pct	ft-fta	pct	off	def	tot	avg	pf	fo	ast	to	blk	stl	pts	avg
2011-12	28-27	683/24.4	128-261	.490	3-16	.188	125-167	.749	59	87	146	5.2	87	3	22	47	21	20	384	13.7
TOTAL	28-27	683/24.4	128-261	.490	3-16	.188	125-167	.749	59	87	146	5.2	87	3	22	47	21	20	384	13.7



# PLAYER BIOS

## CAREER GAME-BY-GAME

### 2011-12 (FRESHMAN)

Date	Opp	Min	FG	3FG	FT	O-D-R	PF	A	TO	B	S	PTS
N11 @Lville	29	1-4	0-0	2-6	3-3-6	3	1	1	2	2	4	
N13 @Ohio	28	4-7	0-0	3-5	5-5-10	4	2	3	1	0	11	
N17@Ark St	24	3-8	0-1	2-5	3-5-8	2	0	0	0	1	8	
N19 Rchstr	19	5-8	0-1	4-7	1-2-3	2	0	3	3	0	14	
N22 Lamar	11	0-5	0-1	0-0	0-0-0	3	0	1	1	0	0	
N25@MS St	25	5-9	2-4	0-0	1-4-5	2	1	1	1	0	12	
N27 @UAB	32	2-7	0-1	9-12	2-8-10	4	0	2	2	2	13	
N30 C Ark	19	4-5	0-0	0-2	0-5-5	1	1	2	2	0	8	
D3 Ball St	17	3-4	0-0	2-2	1-1-2	3	1	0	1	2	8	
D6 @Lpscmb	24	4-8	0-0	3-4	3-1-4	4	1	1	0	2	11	
D10@MTSU	31	6-11	0-2	7-9	3-2-5	1	2	4	0	1	19	
D13 Bethel	18	8-15	1-2	5-5	4-1-5	5	0	0	0	0	22	
D18 IPFW	21	8-13	0-0	3-6	0-3-3	4	1	1	1	0	19	
D21@Murray	31	7-14	0-1	8-9	1-0-1	3	1	1	1	0	22	
D29 @TSU	32	5-13	0-2	2-6	2-4-6	2	0	3	0	0	12	
D31 TTU	31	9-15	0-1	8-8	1-3-4	4	2	3	0	1	26	
J5 SEMO	31	7-12	0-0	2-3	1-2-3	2	2	1	0	1	16	
J7 SIUE	14	4-9	0-0	2-2	2-2-4	2	0	1	0	0	10	
J12 @EIU	32	5-8	0-0	8-10	1-4-5	3	0	1	0	0	18	
J19 @EKU	38	5-9	0-0	5-8	5-7-12	3	2	2	0	1	15	
J21@Morehd	17	0-2	0-0	4-4	2-2-4	3	0	1	0	1	4	
J26 TSU	27	3-9	0-0	5-8	1-4-5	2	1	2	1	0	11	
J28 @APSU	10	2-6	0-0	2-2	1-0-1	5	1	3	0	1	6	
F2 JSU	25	6-7	0-0	4-5	0-5-5	5	0	0	1	1	16	
F4 Murray	23	6-10	0-0	2-4	2-5-7	4	0	3	2	2	14	
F9 @SEMO	18	2-10	0-0	6-6	2-2-4	4	1	1	1	1	10	
F11 EIU	25	5-16	0-0	14-15	9-2-11	4	1	1	1	1	24	
F14 @Knsu	31	9-17	0-0	13-14	3-5-8	3	1	5	0	0	31	
F18 @SE La	---	---	---	---	DNP	---	---	---	---	---	---	
F23 APSU	---	---	---	---	DNP	---	---	---	---	---	---	
F25 @JSU	---	---	---	---	DNP	---	---	---	---	---	---	

## GAME CAREER-HIGHS

Points.....	31 at Kennesaw State (2-14-12)
Field Goals .....	9 (twice), last at Kennesaw State (2-14-12)
Field Goal Attempts .....	17 at Kennesaw State (2-4-12)
3-Point Field Goals .....	2 at Mississippi State (11-25-11)
3-Point Field Goal Attempts .....	4 at Mississippi State (11-25-11)
Free Throws Made .....	14 vs. Eastern Illinois (2-11-12)
Free Throw Attempts .....	15 vs. Eastern Illinois (2-11-12)
Rebounds.....	12 at Eastern Kentucky (1-19-12)
Assists .....	2 (5 times), last at Eastern Kentucky (1-19-12)
Blocked Shots .....	3 vs. Rochester (11-19-11)
Steals .....	2 (5 times), last vs. Murray State (2-4-12)
Minutes Played.....	38 at Eastern Kentucky (1-19-12)



# PLAYER BIOS



## #22 JUSTIN CHILDS

GUARD • 6-4 • 190 • JUNIOR

NEW ORLEANS, LA. • MISSISSIPPI GULF COAST CC

**BEFORE UTM:** Childs was a member of back-to-back Mississippi Association of Community and Junior Colleges conference championships in his two seasons at Mississippi Gulf Coast Community College, located in Perkinston, Miss...Playing for head coach Wendell Weathers, he led the Bulldogs to a 23-5 record and a Region 23 Tournament semifinals appearance as a sophomore...Was an all-region, all-state and All-MACJC second teamer last season and was voted as the team's MVP after he averaged 7.9 points, 6.9 rebounds, 2.1 assists and 1.8 steals per game...As a freshman, Mississippi Gulf Coast posted a 21-6 record and Childs was named the team's Defensive Player of the Year, averaging 9.0 points, 5.0 rebounds, 2.1 assists and 1.8 steals per game...Prepped at Maranatha Christian Academy, where he played for head coach James Cole...In his senior campaign, the Bulldogs went 24-7 while Childs averaged 16.1 points, 3.2 rebounds and 1.6 steals per game...Greenwood boasted another 20-win season (20-11) when Childs was a junior, as he stuffed the statsheet to the tune of 9.4 points, 5.4 rebounds, 2.8 assists and 2.2 steals per game.

**PERSONAL:** Born on Oct. 8, 1991...Son of Brenda Childs...Has three siblings, Errol, Thaddeus and Austin...Major is undecided.



## #4 BOBBY JONES

GUARD • 6-3 • 185 • JUNIOR

MEMPHIS, TENN. • EASTERN OKLAHOMA STATE COLLEGE

**BEFORE UTM:** Was part of a remarkable turnaround at Eastern Oklahoma State College, located in Wilburton, Okla. and coached by Scott Edgar...The Mountaineers went 32-5 and made their first national tournament appearance since 1961 this past season, earning a fourth place finish at the NJCAA national tournament in Hutchinson, Kan...Willingly accepting the team's sixth man role, Jones averaged 14.1 points, 3.8 rebounds and 1.3 assists per contest last season, earning All-Oklahoma Collegiate Athletic Conference third team accolades...As a prep, he attended Trezevant High School in Memphis, where he averaged 16.4 points, 4.3 rebounds, 2.2 assists and 1.9 steals per game his senior year when the Bears went 19-12...A member of Memphis Commercial Appeal "Best of the Preps" Class A-AA team as a senior, he had a knack for big scoring games, including a game-high 24 points over Manassas in the Region 8-AA semifinals.

**PERSONAL:** Born on March 13, 1991...Son of Bobby Jones, Sr. and Carla Wade...Has three siblings, Keandrea, April and Cabria...Major is undecided.



# PLAYER BIOS



## #0 TOBIAS DOWDELL

FORWARD • 6-7 • 215 • SOPHOMORE  
BIRMINGHAM, ALA. • LAWSON STATE CC

**BEFORE UTM:** Played one season under head coach Phillip Shumpert at Lawson State Community College in Birmingham...Competing in the Alabama Community College Conference, the Cougars went 23-8 last season...Dowdell averaged 4.8 points and 3.3 rebounds per game while making 56 percent of his shot attempts from the floor...His best game of the season came on Nov. 15 against Lurleen B. Wallace Community College, when he recorded 14 points and 10 rebounds...Overall, he cracked double-figures in seven games – including five times in the first nine games of the season...Was a ferocious rebounder and defender at the high school level, competing at Wenonah High School...The Dragons went 26-8 competing against Class 5A competition during Dowdell's senior campaign when he averaged 7.2 points, 13.1 rebounds, 3.2 blocks, 2.9 steals and 1.9 assists per game...As a junior, he led Wenonah to a state tournament appearance and was MVP of the regional tournament...In the regional semifinals against Arab, he scored 27 points and snagged 15 rebounds.

**PERSONAL:** Born on Nov. 13, 1990...Son of Betty Dowdell...Has two older siblings, Marquita and Robert...Majoring in business education.



## #25 BJ McLAUGHLIN


FORWARD • 6-6 • 200 • FRESHMAN  
FLORISSANT, MO. • HAZELWOOD CENTRAL HS

**BEFORE UTM:** Developed into a team leader on one of Missouri's best teams the last two seasons...Under head coach Josh Martin, the Hawks posted a 45-9 record during McLaughlin's junior and senior years...In 21 games as a senior, McLaughlin averaged 11.6 points, 7.6 rebounds, 2.2 assists, 1.2 steals and 1.4 blocks per contest...Shot 51 percent from the floor (92-for-182) and displayed a nice shooting touch from the perimeter (38 percent from 3-point range)...The Hawks went 19-7 and won 11 straight games in January, eventually finishing second in the Suburban North division...Ben Weixlmann from Scout.com named McLaughlin a "Player to Watch" after evaluating the Midwest Showdown Shootout...Weixlmann described McLaughlin as an "athletic freak" whose "competitive fire and swift ability to attack offensively from 15 feet will make him an attractive option at the next level"...During McLaughlin's junior season, Hazelwood Central went 26-2, reeling off winning streaks of 14 and 12 games apiece...Was a big factor in the team's success, averaging 10.5 points and a team-best 6.8 rebounds per outing, while shooting 56 percent (128-of-229) from the field...Best game as a junior was a 23-point, 16-rebound effort (both season-highs) against Jefferson City on Dec. 17, 2010...Also tallied 23 points against DeSoto on Jan. 12, 2011 and grabbed 10 or more rebounds in six different games.

**PERSONAL:** Born on Oct. 27, 1993...Son of Baron and Betsy McLaughlin...Has two siblings, Bre and Brittan...Majoring in business.



# PLAYER BIOS



## #1 DEE OLDHAM

GUARD • 6-4 • 180 • FRESHMAN  
LEBANON, TENN. • WILSON CENTRAL HS

**BEFORE UTM:** In three seasons, Oldham became the Wildcats' all-time leading scorer, pouring in 1,260 points for head coach Troy Bond...Was a big part of the Wildcats' run to the TSSAA Class AAA state tournament this past season, when Wilson Central posted a 26-6 record...In his final season at WCHS, he averaged 17.5 points, five rebounds, four assists and two steals per game...In the Region 5 championship game against Clarksville, he scored 17 points and in the team's narrow 51-46 loss to Science Hill in the state tournament, he compiled 14 points, five rebounds, two assists and two steals...Was a three-year all-district and all-region honoree and was named to the 2012 third team all mid-state team.

**PERSONAL:** Born on May 3, 1994...Son of Kim Oldham...Has one older sibling, Arcavius McMurray...Major is undecided.



## #15 DEMARC RICHARDSON

GUARD • 6-2 • 170 • FRESHMAN  
EADS, TENN. • BRIARCREST CHRISTIAN HS

**BEFORE UTM:** Comes from the successful Briarcrest Christian High School program, where he played under head coach John Harrington...The Saints went 23-6 and lost in the state championship game last season...Led the Saints with 13 points and seven rebounds against Baylor in the 2012 TSSAA state semifinal...Helped Briarcrest Christian to four straight state tournament appearances (2009-12)...Was a three-time all-region selection, a member of the Memphis Commercial Appeal Best of the Preps team and was also a 2012 McDonald's All-American nominee...Was named an all-west regular season and was named Briarcrest's best defensive player...Was named the Most Valuable Player of the Thaddeus Young Bragging Rights Tournament.

**PERSONAL:** Born on Oct. 24, 1993...Son of Stephanie Richardson...Majoring in health and human performance.



# COACHING/SUPPORT STAFF





# HEAD COACH



## JASON JAMES

HEAD COACH • FOURTH SEASON AT UT MARTIN  
GRACELAND, 2000

Jason James has been at the helm of The University of Tennessee at Martin men's basketball program since 2009-10. After spending seven seasons as an assistant coach at The University of Tennessee at Martin, including the role of associate head coach during the 2008-09 Ohio Valley Conference championship season, James was named the program's eighth head coach on June 5, 2009.

James, a native of St. Louis, Mo., is one of the nation's youngest NCAA Division-I men's basketball head coach, but his experience in the UT Martin program has prepared James for the challenge.

"This has always been my goal, ever since I was 10," the 34-year-old James said. "My dad introduced me to basketball and he always coached me and my brothers. He had such a joy in coaching that he made me want to coach and influence young men just like he did."

In 2011-12, UT Martin faced a tough schedule that included 10 games against eight eventual teams who made the postseason, including NCAA Tournament teams Louisville (Final Four), Ohio (Sweet 16), Murray State (round of 32) and Lamar (round of 68). The Skyhawks posted a 4-27 overall record but eight losses were by single-digits, including a 65-58 loss to No. 9 Murray State on Feb. 4.

During the 2011-12 campaign, James coached OVC Freshman of the Year Myles Taylor. Taylor also earned OVC All-Newcomer accolades after taking home the league's Freshman of the Week award five times during the season.

The Skyhawks soared to several new heights as a program in 2010-11, tripling their win output from the previous season and winning their first OVC tournament game in Nashville in program history.

UT Martin's success was attributed to a steady blend of veterans and one of the most accomplished recruiting classes in program history. Senior Benzor Simmons led the team in scoring and became the program's 15th member of the 1,000 Point Club on Jan. 24, 2011 at SIU Edwardsville. The recruiting class all blossomed as well, as three Skyhawk freshmen combined to take home eight adidas


OVC Freshman of the Week awards. That marked only the third time that one university has earned that many mentions in a single season since the league started giving out the award in the 1978-79 season.

After five losses by single-digits in five of their first 16 games in 2010-11 – including a narrow six-point loss at Tennessee on Dec. 29 – the Skyhawks began clicking around midseason of the OVC schedule, reeling off a four-game win streak from Jan. 15 through Jan. 24. A month later, the Skyhawks clinched a spot in the OVC tournament with a dominating 73-54 victory on the road against Eastern Illinois. In its OVC tournament opener, UT Martin earned a hard-fought 68-64 victory over Tennessee State before falling to Tennessee Tech – the eventual league runner-up

Despite a 4-25 record, James posted several positives during his debut season as bench leader at UT Martin in 2009-10 against arguably one of the toughest schedules in the history of the program. In his ratings for the first week of December, noted college basketball journalist Ken Pomeroy ranked the Skyhawks as having the fourth-toughest non-conference strength of schedule in NCAA Division-I. The Skyhawks wound up playing up nine games against six teams that made the postseason in 2009-10.

Despite the quality of opponents, seven of the team's losses were by 10 points or less as the Skyhawks battled injuries and was forced to play players out of position. A bit of history occurred in late December of 2009, as the Skyhawks earned back-to-back Ohio Valley Conference Player of the Week accolades for just the second time in school history.

Off the court, James' players and staff go the extra mile to benefit the local community. The basketball team regularly organizes a team for





# HEAD COACH

the West Weakley County Relay for Life every June, raising thousands of dollars. The Skyhawks also fought the ongoing battle with cancer through the Coaches vs. Cancer Suits and Sneakers event at home against Murray State in 2010 in a nationally-televised game on ESPN-U. In that collaboration, fans made donations for each three-pointer the team made in the month of January.

Under James, the Skyhawks have also been involved in the "Character Counts" program in the Weakley County schools, the D.A.R.E program, and the Boys and Girls clubs in Union City.

Over his tenure at UT Martin as an assistant coach, James was directly responsible in the recent resurgence of the Skyhawk program over the last several seasons. Since his first season on the Skyhawk bench in 2002, James has coached seven of UT Martin's 15 all-time 1,000 point scorers. He also recruited two of UT Martin's all-time great Division-I players in Jared Newson and Lester Hudson.

Newson ranks fourth in all-time program history in points scored after playing just three seasons with the Skyhawks. Newson ranks in the top-10 in seven different all-time career UT Martin categories, including points (1,347, fourth), field goals made (452, fifth), field goals attempted (1,016, fifth), free throws made (378, second), free throws attempted (526, first), rebounds (535, seventh), blocks (43, 10th) and steals (128, seventh). After he exhausted his eligibility at UT Martin, Newson attended training camp with the Dallas Mavericks before becoming an overseas fan favorite for his acrobatic slam-dunks in Germany.

In Hudson, James found a diamond in the rough that became one of the best all-around players in the NCAA and eventually would be chosen by the Boston Celtics in the 2009 NBA Draft. In Hudson's collegiate debut, he torched eventual national runner-up Memphis for 35 points, but the legend of Hudson was just getting started. Just eight days later, Hudson grabbed national headlines when he became the first-ever NCAA Division-I men's basketball player to record a quadruple-double (25 points, 12 rebounds, 10 assists, 10 steals) vs. Central Baptist on Nov. 13, 2007. Later that season, Hudson became the first-ever UT Martin player to be named an All-American since the program joined the Division-I ranks in 1992.

That season, James helped guide the Skyhawks to a school-record for OVC wins in one season (11), as UT Martin won the OVC regular season championship for the first time ever. The Skyhawks also hosted and won a first-round OVC Tournament game for the first time in UT Martin history, before falling to eventual-tournament champion Austin Peay by a single point (78-77).

In that 2008-2009 season the Skyhawks broke or tied 12 team and individual game/season records, including most wins in a single season (22), and longest winning streak (11 games from Jan. 10 through Feb. 18). After winning its first-ever OVC regular-season championship, the Skyhawks earned a trip to the National Invitation Tournament (NIT), the first postseason appearance for a UT Martin team in its brief Division-I history. In that game, the Skyhawks hung tough with SEC member Auburn on Auburn's home floor before falling 87-82.

James' coaching philosophy is simple: play the game the right way and the rest will fall into place.

"I tell the guys all the time 'performance counts,'" James said. "Everybody is judged on their performance, rather that's fair or not. If we can show up and perform night in and night out, the wins and losses will take care of themselves. Our program is going to compete, fight, scratch and claw for 40 minutes."

Off the court, James is an intense scholar of the game. He spends countless hours watching tape, studying other coaches and reading books about all phases of the game of basketball.

James came to UT Martin from Forest Park Community College in St. Louis, Mo., where he was an assistant men's basketball coach for two years. The team finished second in the region James' first year, and many FPCC players during James' tenure went on to play Division I and Division II basketball.

Before his stint at Forest Park, James taught physical education and health for one year at Ritenour Middle School in St. Louis, while also coaching a high school all-star team from the state of Michigan that placed third out of 54 teams at the USA Junior Nationals.

James earned his bachelor's degree in physical education and health with a coaching endorsement from Graceland University in Lamoni, Iowa in 2000. For two seasons he served as captain of the Graceland University basketball team. He was voted Graceland Freshman Basketball Player of the Year for the 1996-97 season and was named the team's MVP during the 1999-2000 season.

In the fall of 2010, James was enshrined in the fourth class of the Parkway Alumni Association Hall of Fame, as he was recognized for his contributions since graduating from Parkway West High School in St. Louis in 1996.

James married the former Dani Walker of Oxford, Miss. in May 2010 and the couple has two daughters, Sadie and Claire.





# ASSISTANT COACHES



## CORNELIUS JACKSON

ASSISTANT HEAD COACH • FOURTH SEASON AT UT MARTIN  
MARSHALL, 2001

Cornelius Jackson has served as an assistant coach at UT Martin since 2009-10. This season will be his third as recruiting coordinator for the Skyhawks and second as an assistant head coach.

"Cornelius is a great recruiter who relates very well to our players," Skyhawk head coach Jason James said. "He's a great person and his value system fits in to what we are trying to do here and what we are trying to get our players to do. We're very excited to have him as part of our family."

In 2011-12, Jackson oversaw the development of Myles Taylor, who would win OVC Freshman of the Year accolades as well as a spot on the league's All-Newcomer squad.

In his first season as recruiting coordinator, Jackson reaped the benefits of one of the strongest recruiting classes in program history in 2010-11. UT Martin's freshmen trio combined to win eight adidas Ohio Valley Conference Freshman of the Week awards, which was only the third time that one university earned that many mentions in a single season since the league created the award in 1978-79.

Also in 2010-11, UT Martin tripled its win total from the previous season and earned its first-ever OVC Tournament victory in Nashville under Jackson's tutelage.

"In my three years here, there is no question we have grown as a program," Jackson said. "As our staff and players continue to put in all the hard work they have shown so far, we are close to becoming one of the top teams in the OVC."

Prior to joining the Skyhawks, Jackson was an assistant coach at West Virginia State University since 2003. Jackson was responsible for all recruiting and scheduling at West Virginia State. He also coordinated the video film exchange, scouted

opponents and helped develop game plans. He developed specialized workouts for individual skill instruction for both post and perimeter players and coordinated all itineraries and travel arrangements for unofficial and official visits.

West Virginia State finished with a 24-6 record in 2008-09. The team won the West Virginia Interscholastic Athletic Conference (WVIAC) championship for the fourth time in six years. West Virginia State compiled a 148-43 worksheet with Jackson as an assistant coach since 2003.

Jackson signed with the University of Tennessee out of high school and after being a part-time starter for the Vols as a freshman, he transferred to Marshall University where he enjoyed an outstanding collegiate career.

Jackson was Marshall's starting point guard and team captain for three years. He was also the only Herd player to start every game during his career. He led the Mid-American Conference in assists as a junior and senior.

After graduation, Jackson was drafted by the Roanoke Dazzle of the National Basketball Development League (NBDL). He also played professionally in Germany and Austria.

Jackson has a bachelor's degree in sociology and has twin daughters.





# ASSISTANT COACHES

## LANCE EGNATZ

Assistant Coach • First Season at UT Martin  
Lynn, 2002



Lance Egnatz, who has spent the last four seasons as an assistant coach at Lincoln Memorial University in Harrogate, Tenn., is in his first season as an assistant coach for The University of Tennessee at Martin men's basketball program.

"Lance is a very well-connected basketball mind who is willing to do what it takes to be successful," Skyhawk head coach Jason James said. "In my mind, loyalty is a very important part of being in this profession and Lance is as loyal a guy as you will find. We all know that recruiting is a very important part of having a successful program and Lance has immersed himself in the recruiting process at a very high level. Our university will benefit from his hard work and dedication – we are very fortunate to have Lance as a part of our program and our community."

As Lincoln Memorial's top assistant, Egnatz oversaw two of the winningest seasons in school history. In that span, Lincoln Memorial posted a 53-9 record and qualified for its first two NCAA Division-II Tournaments in program history. Overall, he coached eight All-South Atlantic Conference players in his tenure.

"I am very excited to be a part of the Skyhawk family," Egnatz said. "I thank Coach James for the opportunity and I am looking forward to getting the season started."

Last season, the Railsplitters went 26-6 with a 14-4 South Atlantic Conference mark. Lincoln Memorial was ranked No. 1 in the nation for the first time in program history at one point in 2011-12 and also set the school record for scoring defense at 62.3 points per game.

Two years ago, Lincoln Memorial ranked as high as fifth in the country before finishing the season with a 27-3 record. The Railsplitters shattered program and conference records for victories (27), consecutive wins (22), winning percentage (.900) and conference wins (16).

Before his stint at Lincoln Memorial, Egnatz was an assistant coach for two seasons at Polk State College in Winter Haven, Fla. In his final season at the Division-I junior college, the Eagles tallied a 24-6 record and earned a No. 4 ranking in the state of Florida. He guided several prospects to NCAA Division-I and Division-II schools while at Polk State.

Egnatz began his coaching career at Somerset Academy in Pembroke Pines, Fla., where he served as head coach for two seasons as well as one year as an assistant.

Egnatz played collegiately at both Pennsylvania State Beaver (1998-2000) and Lynn University (2000-02). He played for Lincoln Memorial's current coach Josh Schertz at Lynn University in Boca Raton, Fla. In addition to his basketball playing days, Egnatz also was a pitcher on the PSU Beaver baseball team, who advanced to the 1999 NJCAA World Series.

As a high school player, Egnatz led the Seneca Valley (Pa.) High School basketball team to its first-ever postseason appearance.

A Pittsburgh, Pa. native, Egnatz graduated from Lynn with a degree in sports and recreational management in 2002. He is currently pursuing his Masters Degree in sports leadership from Duquesne University. Egnatz, 34, is married to the former Juliette Schohn of Paris, France.





# ASSISTANT COACHES



## ANDRES IRARRAZABAL

ASSISTANT COACH • SECOND SEASON AT UT MARTIN  
UT MARTIN, 2011

A four-year letterman at UT Martin (2007-11), Andres Irarrazabal has been on the Skyhawk coaching staff since 2011-12.

"We are very fortunate to have Andres back on staff," UT Martin head coach Jason James said. "He has been through a wide range of things during his career here and that experience will help this year's team through their journey. Andres was a very hard-working, loyal player and he has been the same as an assistant. He has a bright future in this profession and I am grateful to have him back to counsel and teach these young players."

Irarrazabal spent last season as a graduate assistant before being promoted to a full-time assistant coach in the summer of 2012.

"I am very grateful and excited for this opportunity," Irarrazabal said. "I look forward to continuing to grow as a coach, but more importantly working with the rest of the coaching staff to help our team be prepared for the upcoming basketball season."

In his first year as a Skyhawk assistant, Irarrazabal coached Myles Taylor, who would go on to win 2012 OVC Freshman of the Year accolades as well as OVC All-Newcomer honors.

A Fort Lauderdale, Fla. native, Irarrazabal played two seasons under James at UT Martin. Overall, Irarrazabal played in 108 games, starting in 42 games. He brings a winning pedigree to the table, as he is one of just three players in Skyhawk history to have played in six Ohio Valley Conference tournament games (along with former teammates Benzor Simmons and Daron Hood).

Known during his playing career for his all-around knowledge of the game, Irarrazabal graduated as one of four players in UT Martin men's basketball history to have tallied at least 300 points, 300 rebounds, 50 assists, 50 blocks and 40 steals while shooting 50 percent or better from the floor for a career. He joined Will Lewis (2003-07), Jeremy Sargent (2000-02) and Ryan DeMichael (1995-99) in that elite group.



Irarrazabal was a sophomore reserve on the program's first-ever OVC championship squad in 2008-09, when the Skyhawks went 22-10 with a 14-4 OVC record. That team broke or tied 12 school records en route to the program's first-ever postseason berth, falling 87-82 in a near-upset of Auburn in the first round of the National Invitation Tournament.

As a senior in 2010-11, Irarrazabal was a big part of UT Martin's resurgence, as the Skyhawks tripled their win output from the previous season. He was one of the team's most reliable players, playing in all 33 contests while starting in the final 27 games of the season. He led the team in field goal percentage (.574) and blocks (23) and also led the team in rebounds on eight different occasions. His best career game came on Jan. 20, 2011 against Southeast Missouri, when he set career-highs for points (15) and rebounds (11) for his first career double-double.

Before joining UT Martin, Irarrazabal was a McDonald's All-American nominee at Sagemont High School, averaging 17 points, 12 rebounds, four assists and three blocks per game. He was named to the Miami Herald and Sun Sentinel's all-county teams for three straight years while also earning second team all-state honors.

Irarrazabal graduated from UT Martin in the spring of 2011 with a degree in business and is currently pursuing a Master's in business administration.



# ASSISTANT COACHES

## MARK HALSELL

GRADUATE ASSISTANT • FIRST SEASON AT UT MARTIN  
PARK, 2012



Mark Halsell is in his first season on The University of Tennessee at Martin men's basketball coaching staff as a graduate assistant.

"One word that I would use to describe Mark is hungry," Skyhawk head coach Jason James said. "He wants to be taught the tools to achieve his goals. I have known Mark for a long time and he comes from basketball, he grew up in the game and has seen competition at a very high level. He has come here with the right attitude and has made an immediate impact in our program. Mark is an 'anything' guy – he will do anything that is asked of him to help us be successful. Programs need those types of people. Mark has a bright future in this profession."

Halsell began his collegiate playing career at the University of Kentucky under head coach Billy Gillispie. He appeared in six games for the Wildcats in 2008-09 before transferring to Park University in Parkville, Mo., where he completed his playing career.

Playing for head coach Jason Kline, Halsell was a part of a pair of 20-win squads and two American Midwest Conference championship teams at Park. The Pirates made a pair of NAIA national tournament appearances in Halsell's first two seasons (2009-10, 2010-11).

Overall, Halsell played in 51 games over three years at Park. During his tenure, the Pirates went 56-35 overall with a 27-13 conference record.

"I am grateful to be joining the coaching staff," Halsell said. "I am looking forward to the opportunity to work with Coach James and the rest of the coaching staff."



Halsell was born in Midwest City, Okla., but played high school basketball at St. Charles High School in St. Charles, Mo. Playing alongside current NBA player Josh Harrellson, Halsell and the Pirates advanced to the Missouri state semifinals in 2007. During his senior season, Halsell averaged eight points, three rebounds, three assists and a steal for head coach Gary Wacker.

Off the court, Halsell was a standout performer in the classroom. He was one of only 61 men's basketball recipients of the Daktronics-NAIA Scholar-Athlete award in 2011-12, the highest individual academic honor an NAIA student-athlete can receive. He also earned numerous academic accolades throughout his high school career.

Halsell's family also has an athletic background, as his parents Mark and Vicki played college basketball at Park. His cousin Tray Allen also played football at the University of Texas.

Halsell graduated from Park with a degree in management and finance in 2012.



# SUPPORT STAFF



## RETTA RILEY

**ATHLETIC TRAINER • SECOND SEASON AT UT MARTIN  
UT MARTIN, 2009**

A 2009 graduate of UT Martin, Retta Riley joins the Skyhawks athletic training staff this season. Along with her duties with the men's basketball team, she is also the primary trainer for the Skyhawk baseball team and assists with all other sports programs.

Riley comes to UT Martin from the University of West Alabama in Livingston, Ala., where she earned her Master of Arts in teaching and physical education in 2011.

While she was a student at UT Martin, Riley worked with the Skyhawk rodeo, football, softball and women's basketball teams. She also worked with local high school football and basketball teams.

Riley earned a Bachelor of Sciences degree in health and human performance with a concentration on athletic training from UT Martin.



## RYNE RICKMAN

**SPORTS INFORMATION CONTACT • FIFTH SEASON AT UT MARTIN  
MURRAY STATE, 2008**

Ryne Rickman has worked in the UT Martin sports information office since 2008. At UT Martin, Rickman is the media contact for soccer, men's basketball, baseball, women's tennis, rifle, and cross country teams. Rickman also serves as official statistician at most Skyhawk home events, produces media guides, game day programs, press releases, and serves as a media host and coordinating event operations.

While at UT Martin, Rickman has taken part in several other sports information ventures. The last three seasons, he has served as the official statistician at the Ohio Valley Conference men's and women's basketball tournament in Nashville, where he was solely responsible for all stats from the tournament. He also served in that same role for the 2012 NCAA Men's Basketball Tournament Second/Third Rounds, also held in Nashville.

Rickman was also Tournament Director of the 2011 OVC Tennis Tournament, held in Paducah, Ky. In March of 2009, Rickman was a media relations assistant at the NCAA men's basketball South Regional tournament in Memphis, arranging press conferences and post-game interviews in the Sweet 16/Elite 8 rounds. He also served as official scorer of the 2008 Major/60 12 Year Old Cal Ripken World Series in Martin from Aug. 7-14, 2008, overseeing the four-day, 10-team national Babe Ruth Little League tournament.

A native of Benton, Ky., Rickman came to UT Martin from Murray State, where he graduated with a degree in journalism and a minor in recreation in May 2008. He worked part-time as a student worker in the Athletics Media Relations office for four years and was the media contact for track and field and cross country, and also the head researcher for football and basketball media guides. He was a co-contributor to Murray State's 2007 football media guide, which was named by the College Sports Information Directors of America (CoSIDA) as the Best in the Nation for Football Bowl Subdivision universities.



# 2012-13 SEASON PREVIEW





# SEASON OUTLOOK

Entering his fourth season at the helm of The University of Tennessee at Martin basketball program, Jason James says that the talent is on hand for the Skyhawks to make a run in 2012-13. What James likes even more than his talented roster is the depth in which UT Martin will employ on each and every night.

"We are deeper and more athletic than some of the teams we have had in the past," James said. "From a depth standpoint, we could be more balanced than years past. Our basketball IQ is very high and that allows us to do different things, especially on the offensive end."

Indeed, UT Martin returns four starters this season, not including one of the team's best playmakers in Terence Smith. Smith, who at times was UT Martin's best player as a freshman in 2010-11, missed all of last season because of a medical redshirt after averaging 11.3 points, 3.5 rebounds and 3.1 assists per outing two years ago.

"It's good to see Terence back in uniform, running up and down the floor," James said. "We are encouraging him to take his time and get his feet wet. He is

getting more comfortable by the day and once he gets fully comfortable, we will see the same old Terence. Once he gets accustomed to what it feels like to play at a high level again, he will play a lot better."

This season also marks the return of a healthy Mike Liabo on the wing for the Skyhawks. Despite playing all of last season with an ailing hip after an offseason injury, Liabo poured in double-figures in the scoring column in 28 out of 30 games and ranked fourth in the OVC in three-point field goals made (2.3 per game) and seventh in scoring (15.2 points per game).

"Mike has come a long way since last season," James said. "He has learned to be more efficient offensively and compete a lot harder on the defensive end. Last year was tough for him because of what he went through off the floor but he is getting back to normal physically and mentally. He is healthy and is responding well."

Alongside Liabo last season, one constant was the play of Myles Taylor on the low block. Despite his youth, the 6-7, 250-pound bruiser established himself as one of the most talented post players in the Ohio Valley Conference – scoring double-figures in 21 games, including five games of 20 or more points. His strong play down the stretch led to an OVC Freshman of the Year award, as he became just the third player in program history to earn that accolade.

"Myles has gotten better and I think a big reason for that is his footwork has gotten better," James said. "He can finish with both hands around the basket. He's an emotional player and we are trying to harness that. If he can keep his emotions under control and just play basketball he is a pretty tough player."

The Skyhawks also return junior Omari Minor, who chalked up a team-high 30 starts at the point guard slot last season. Minor was steady for

UT Martin in 2011-12, ranking fourth in the OVC in assist-to-turnover ratio (1.6) in conference play while ranking second on the squad in steals (1.2 per game).

Minor leads five players who could see time at the point this season. That group includes Smith, Khristian Taylor and newcomers Justin Childs and Dee Oldham.

Khristian Taylor saw time in 15 games last season as a freshman, cracking the rotation in late November/early December. The 6-2 Akron, Ohio native logged 11 minutes per game and was more comfortable as the season went along.

Childs joins the Skyhawks out of Mississippi Gulf Coast Community College, where he led the Bulldogs to a pair of conference titles and a 44-11 mark in his two seasons. Oldham was one of two freshmen signees for UT Martin, as he is fresh off setting the Wilson Central High School all-time scoring record while leading the Wildcats to a Class AAA state tournament appearance last season.

"Omari is our only true point guard and everybody else is a combo guard but all of our guys understand how to play the point," James said. "We have different lineups we can play because all of our guys at that spot bring different dimensions. Omari is our best on-ball defender and he has gotten better at keeping us organized. Terence and Justin give us bigger options at the position – both of those guys are very explosive in getting to the rim and can make plays off the bounce. Dee and Khristian are more of system point guards and both have potential to really help us."

Smith and Childs will also see time at the 2-guard position for UT Martin, joining Liabo (174 points shy of becoming the program's 16th member of the 1,000 point club) and newcomer Bobby Jones.

Jones comes to UT Martin after a 32-5 season at Eastern Oklahoma State College last year. The spot-on shooter averaged just over 14 points a game while leading the Mountaineers to their first NJCAA Tournament appearance since 1961.


"We are very versatile on the wing," James said. "We have four guys who can be effective in different ways. Mike and Bobby can stretch the defense and are very aggressive with the ball. Terence and



*Head coach Jason James welcomes back Terence Smith in 2012-13, who redshirted last season after he was one of the team's best players as a freshman.*



# SEASON OUTLOOK



***Swingman Mike Liabo enters his junior campaign on the verge of joining the 1,000 point club after racking up 826 points in his first two seasons.***

Justin can do a bit of everything and are good at making plays happen."

The Skyhawks also have collected several big bodies in the post, as five players stand 6-7 or taller. Myles Taylor is at the forefront of the group, which also includes the team's only two seniors in Jeremy Washington and Corderio Maclin. Junior Pierre Mopo as well as newcomers Tobias Dowdell and BJ McLaughlin will provide quality minutes for the UT Martin frontcourt in 2012-13.

Washington is one of only two returners who saw time in all 31 games last season (along with Minor). At times the offense ran through Washington last year, as he delivered an extraordinary 1.9 assist-to-turnover ratio (69 assists against 37 turnovers).

Maclin showed potential last season, boasting one of the best point-per-minute ratios on the team (6.3 points in 14.5 minutes per game). His .490 field goal percentage was the second-highest mark on the team.

Mopo saw time in eight contests last season, pulling down 13 rebounds in 15 minutes of action. His best game came at Southeastern Louisiana on Feb. 18, when

he snagged a career-best eight boards in just 19 minutes.

One of the best athletes on the UT Martin roster, Dowdell will have three seasons of eligibility for the Skyhawks after a year at Lawson State Community College. He shot 56 percent from the floor for a Cougar squad that posted a 23-8 mark last season.

At the high school level, McLaughlin found success while prepping against the best teams in the state of Missouri. He led the Hawks to a 45-9 record in his final two seasons at Hazelwood Central High School.

"A luxury that we have is that all of our post players can play both the '4' and the '5,'" James said. "Our post position is not as deep but we can play different lineups and be effective. Myles is in the

middle and will be a focal point from a post presence standpoint. Jeremy and Corderio are veterans and have been around to see everything. To this point, they have been very willing to fill in where we need them. Tobias is a different type of player that we have had here – he can run the floor and jump very well and is very athletic. BJ is our best option to step out and make a shot but his skill is being a warrior and competing every night."

All in all, the Skyhawks have the look and feel of a much-improved squad in 2012-13, which is also the first year that the OVC has adopted divisional play. UT Martin is paired in the West division with Austin Peay, Eastern Illinois, Murray State, SIU Edwardsville and Southeast Missouri, while the East division features the likes of league newcomer Belmont, Eastern Kentucky, Jacksonville State, Morehead State, Tennessee State and Tennessee Tech.

Each team will play a home-and-home series with teams from its divisions, while facing the teams from the opposite division once during conference play.

"Even with the new format, you still have to compete and try to find a way to

win games," James said. "The league will be tough as usual from top to bottom. On any given night, any team can win. You still have to lace your shoes up and play."

Five teams who won at least 25 games and advanced to the NCAA Tournament a year ago highlight UT Martin's schedule in 2012-13.

"We look forward to a very challenging schedule," James said. "With each contest, we will find out something different about our basketball team. We will find out very quickly where we are and what needs to be done to achieve all our goals."

A pair of road tests open the season, as the Skyhawks play at Arkansas-Little Rock (Nov. 9) and Cincinnati (Nov. 11). Arkansas-Little Rock is coming off a Sun Belt Conference West division championship, while Cincinnati posted 26 wins and advanced to the Sweet 16 of the NCAA Tournament last year.

Road contests against Bradley (Nov. 24) and Memphis (Nov. 29) close out the month of November. The Bradley game is a return game from the 2011 ESPN BracketBusters matchup, while the matchup at Memphis – coming off 26 wins and an NCAA Tournament appearance – will be the third time in the last six years the Skyhawks have taken on the Tigers.

In December, UT Martin also plays Saint Louis, who won 26 games and played in the NCAA Tournament in 2011-12.

A rematch of one of the wildest games in Elam Center history will take place on Dec. 19, as UT Martin welcomes former Ohio Valley Conference foe Samford. The Skyhawks won their first-ever OVC Tournament game by downing the Bulldogs by a 101-94 margin in triple overtime on March 4, 2008.

OVC play then begins in late December, as the Skyhawks will face 2011-12 postseason teams Murray State and Belmont (NCAA Tournament) as well as Tennessee State and Tennessee Tech (CIT), just to name a few.

"Each game will prepare us for the super competitive OVC," James said. "This year our league from top to bottom will be as good as it has been since I have been in the league. Each night you have to be ready to play at a very high level."



# OPPONENTS

## ARKANSAS-LITTLE ROCK



**Friday, Nov. 9**  
**Little Rock, Ark.**  
**All-time series:**  
 UALR leads 3-0  
**Streak: UALR W3**

**Location**..... Little Rock, Ark.  
**Founded** ..... 1927  
**Enrollment**..... 13,062  
**Colors**..... Maroon, Silver and Black  
**Nickname**..... Trojans  
**Conference**..... Sun Belt  
**Home Arena** ..... Jack Stephens Center (5,600)

**Chancellor**..... Dr. Joel E. Anderson  
**Director of Athletics**..... Chris Peterson

**Head Coach** ..... Steve Shields  
**Alma Mater**..... Baylor, 1988  
**HC Career Record** ..... 147-128 (9 yrs.)  
**HC Record At School**..... 147-128 (9 yrs.)

**Assistant Coach** ..... Joe Kleine  
**Assistant Coach** ..... Charles Cunningham  
**Assistant Coach** ..... Robert Lee

**2011-12 Record** ..... 15-16  
**Conference Record/Finish**..... 12-4 (1st West)  
**Letterwinners Returning/Lost**..... 5/7  
**Starters Returning/Lost**..... 2/3

**MBB SID** ..... Patrick Newton  
**SID Phone**..... (501) 683-7003  
**SID Email**..... pcnewton@ualr.edu  
**SID Fax** ..... (501) 683-7002  
**Press Row Phone**..... (501) 683-7004  
**Web Site** ..... www.UALRTrojans.com



**Steve Shields**  
 Head Coach  
 10th year



**Will Neighbour**  
 10.5 ppg in  
 2011-12

## CINCINNATI



**Sunday, Nov. 11**  
**Cincinnati, Ohio**  
**All-time series:**  
 UC leads 2-0  
**Streak: UC W2**

**Location**..... Cincinnati, Ohio  
**Founded** ..... 1819  
**Enrollment**..... 42,421  
**Colors**..... Red and Black  
**Nickname**..... Bearcats  
**Conference**..... Big East  
**Home Arena** ..... Fifth Third Arena (13,176)

**President** ..... Dr. Santa J. Ono  
**Director of Athletics**..... Whit Babcock

**Head Coach** ..... Mick Cronin  
**Alma Mater**..... Cincinnati, 1997  
**HC Career Record** ..... 182-112 (9 yrs.)  
**HC Record At School**..... 113-88 (6 yrs.)


**Assistant Coach** ..... Larry Davis  
**Assistant Coach** ..... Darren Savino  
**Assistant Coach** ..... Antwon Jackson

**2011-12 Record** ..... 26-11  
**Conference Record/Finish**..... 12-6 (T-4th)  
**Letterwinners Returning/Lost**..... 10/2  
**Starters Returning/Lost**..... 3/2

**MBB SID** ..... Andre Foushee  
**SID Phone**..... (513) 556-5182  
**SID Email**..... andre.foushee@uc.edu  
**SID Fax** ..... (513) 556-0619  
**Press Row Phone**..... (513) 556-3800  
**Web Site** ..... www.GoBearcats.com



**Mick Cronin**  
 Head Coach  
 7th year



**Sean Kilpatrick**  
 14.3 ppg in  
 2011-12

## FONTBONNE



**Wednesday, Nov. 14**  
**Martin, Tenn.**  
**All-time series:**  
 First Meeting  
**Streak: None**

**Location**..... St. Louis, Mo.  
**Founded** ..... 1923  
**Enrollment**..... 2,500  
**Colors**..... Purple and Gold  
**Nickname**..... Griffins  
**Conference**..... St. Louis Intercollegiate Athletic  
**Home Arena** ... Dunham Student Activities Center (1,200)

**President** ..... Dr. Dennis Golden  
**Director of Athletics**..... Maria Eftink

**Head Coach** ..... Steve Schafer  
**Alma Mater**..... Augustana College, 2001  
**HC Career Record** ..... 5-20 (1 yr.)  
**HC Record At School**..... 5-20 (1 yr.)

**Assistant Coach** ..... Lance Thornhill  
**Assistant Coach** ..... Matt Bright  
**Assistant Coach** ..... Michal Thomas

**2011-12 Record** ..... 5-20  
**Conference Record/Finish**..... 3-13 (8th)  
**Letterwinners Returning/Lost**..... 8/4  
**Starters Returning/Lost**..... 1/4

**MBB SID** ..... Danielle Donze  
**SID Phone**..... (314) 719-8032  
**SID Email**..... ddonze@fontbonne.edu  
**SID Fax** ..... N/A  
**Press Row Phone**..... N/A  
**Web Site** ..... www.FontbonneGriffins.com



**Steve Schafer**  
 Head Coach  
 2nd year



**Daniel Lisch**  
 5.9 ppg in  
 2011-12



# OPPONENTS

## ARKANSAS STATE



**Friday, Nov. 16**  
**Martin, Tenn.**  
**All-time series:**  
 ASU leads 13-4  
**Streak: ASU W5**

**Location**..... Jonesboro, Ark.  
**Founded**..... 1909  
**Enrollment**..... 13,900  
**Colors**..... Scarlet and Black  
**Nickname**..... Red Wolves  
**Conference**..... Sun Belt  
**Home Arena** ..... Convocation Center (10,038)

**President** ..... Dr. Charles L. Welch  
**Director of Athletics**..... Terry Mohajir

**Head Coach** ..... John Brady  
**Alma Mater**..... Belhaven, 1976  
**HC Career Record** ..... 342-282 (21 yrs.)  
**HC Record At School**..... 61-66 (4 yrs.)

**Assistant Coach** ..... Melvin Haralson  
**Assistant Coach** ..... Corey Barker  
**Assistant Coach** ..... Jeff Clapacs

**2011-12 Record** ..... 14-20  
**Conference Record/Finish**..... 6-10 (5th West)  
**Letterwinners Returning/Lost**..... 6/4  
**Starters Returning/Lost**..... 4/1

**MBB SID** ..... Joe Gorby  
**SID Phone**..... (870) 972-3547  
**SID Email**..... jgorby@astate.edu  
**SID Fax** ..... (870) 972-3367  
**Press Row Phone**..... (870) 972-2541  
**Web Site** ..... www.AStateRedWolves.com



**John Brady**  
 Head Coach  
 5th year



**Trey Finn**  
 11.6 ppg in  
 2011-12

## LYON COLLEGE



**Tuesday, Nov. 20**  
**Martin, Tenn.**  
**All-time series:**  
 UTM leads 15-6  
**Streak: UTM W6**

**Location**..... Batesville, Ark.  
**Founded**..... 1872  
**Enrollment**..... 600  
**Colors**..... Red, Blue and Gold  
**Nickname**..... Scots  
**Conference**..... American Midwest  
**Home Arena** ..... Scots Court (1,000)

**President** ..... Dr. Donald Weatherman  
**Director of Athletics**..... Kevin Jenkins

**Head Coach** ..... Kevin Jenkins  
**Alma Mater**..... Lyon, 1986  
**HC Career Record** ..... 201-297 (17 yrs.)  
**HC Record At School**..... 201-297 (17 yrs.)


**Assistant Coach** ..... Matt Creamer

**2011-12 Record** ..... 8-21  
**Conference Record/Finish**..... 2-14 (8th)  
**Letterwinners Returning/Lost**..... N/A  
**Starters Returning/Lost**..... N/A

**MBB SID** ..... John Krueger  
**SID Phone**..... (870) 307-7516  
**SID Email**..... john.krueger@lyon.edu  
**SID Fax** ..... (870) 307-7516  
**Press Row Phone**..... N/A  
**Web Site** ..... www.LyonScots.com



**Kevin Jenkins**  
 Head Coach  
 7th year



**Marcus Humose**  
 6.0 ppg in  
 2011-12

## BRADLEY



**Saturday, Nov. 24**  
**Peoria, Ill.**  
**All-time series:**  
 BU leads 3-0  
**Streak: BU W3**

**Location**..... Peoria, Ill.  
**Founded**..... 1897  
**Enrollment**..... 6,000  
**Colors**..... Red and White  
**Nickname**..... Braves  
**Conference**..... Missouri Valley  
**Home Arena** ..... Carver Arena (11,164)

**President** ..... Joanne K. Glasser  
**Director of Athletics**..... Michael Cross

**Head Coach** ..... Geno Ford  
**Alma Mater**..... Ohio, 1997  
**HC Career Record** ..... 126-94 (7 yrs.)  
**HC Record At School**..... 7-25 (1 yr.)

**Assistant Coach** ..... Ronald Coleman  
**Assistant Coach** ..... Greg Graham  
**Assistant Coach** ..... Jaden Uken

**2011-12 Record** ..... 7-25  
**Conference Record/Finish**..... 2-16 (10th)  
**Letterwinners Returning/Lost**..... 7/5  
**Starters Returning/Lost**..... 4/1

**MBB SID** ..... Bobby Parker  
**SID Phone**..... (309) 677-2624  
**SID Email**..... bparker@bradley.edu  
**SID Fax** ..... N/A  
**Press Row Phone**..... (309) 677-3300  
**Web Site** ..... www.BradleyBraves.com



**Geno Ford**  
 Head Coach  
 2nd year



**Dyricus Simms-Edwards**  
 11.5 ppg in  
 2011-12



# OPPONENTS

## MEMPHIS



Thursday, Nov. 29  
Memphis, Tenn.  
All-time series:  
UM leads 5-0  
Streak: UM W5

Location..... Memphis, Tenn.  
Founded ..... 1912  
Enrollment..... 22,725  
Colors..... Royal Blue and Gray  
Nickname..... Tigers  
Conference..... Conference USA  
Home Arena ..... FedEx Forum (18,400)

President ..... Dr. Shirley Raines  
Director of Athletics..... Tom Bowen

Head Coach ..... Josh Pastner  
Alma Mater..... Arizona, 1998  
HC Career Record ..... 75-29 (3 yrs.)  
HC Record At School..... 75-29 (3 yrs.)

Assistant Coach ..... David "Aki" Collins  
Assistant Coach ..... Damon Stoudamire  
Assistant Coach ..... Jimmy Williams

2011-12 Record ..... 26-9  
Conference Record/Finish ..... 13-3 (1st)  
Letterwinners Returning/Lost..... 11/5  
Starters Returning/Lost..... 4/1

MBB SID ..... Lamar Chance  
SID Phone..... (901) 678-2349  
SID Email..... lchance1@memphis.edu  
SID Fax ..... (901) 678-4134  
Press Row Phone..... (901) 205-2758  
Web Site ..... www.GoTigersGo.com



**Josh Pastner**  
Head Coach  
4th year



**Tarik Black**  
10.7 ppg in  
2011-12

## KENNESAW STATE



Saturday, Dec. 1  
Martin, Tenn.  
All-time series:  
UTM leads 1-0  
Streak: UTM W1

Location..... Kennesaw, Ga.  
Founded ..... 1963  
Enrollment..... 24,100  
Colors..... Black and Gold  
Nickname..... Owls  
Conference..... Atlantic Sun  
Home Arena ..... KSU Convocation Center (4,600)

President ..... Dr. Dan Papp  
Director of Athletics..... Vaughn Williams

Head Coach ..... Lewis Preston  
Alma Mater..... VMI, 1993  
HC Career Record ..... 3-28 (1 yr.)  
HC Record At School..... 3-28 (1 yr.)

Assistant Coach ..... Jimmy Lallathin  
Assistant Coach ..... Marty McGillan  
Assistant Coach ..... Darryl Slack

2011-12 Record ..... 3-28  
Conference Record/Finish ..... 0-18 (10th)  
Letterwinners Returning/Lost..... 5/4  
Starters Returning/Lost..... 2/4

MBB SID ..... Al Barba  
SID Phone..... (770) 794-7837  
SID Email..... abarba@kennesaw.edu  
SID Fax ..... (770) 432-6665  
Press Row Phone..... (770) 423-3621  
Web Site ..... www.KSUOwls.com



**Lewis Preston**  
Head Coach  
2nd year



**Aaron Anderson**  
8.9 ppg in  
2011-12

## CENTRAL ARKANSAS



Wednesday, Dec. 5  
Conway, Ark.  
All-time series:  
UCA leads 3-2  
Streak: UCA W1

Location..... Conway, Ark.  
Founded ..... 1907  
Enrollment..... 11,444  
Colors..... Purple and Gray  
Nickname..... Bears  
Conference..... Southland  
Home Arena ..... Farris Center (5,000)

President ..... Tim Courtway  
Director of Athletics..... Dr. Brad Teague

Head Coach ..... Corliss Williamson  
Alma Mater..... Maryland, 2003  
HC Career Record ..... 13-45 (2 yrs.)  
HC Record At School..... 13-45 (2 yrs.)

Assistant Coach ..... Clarence Finley  
Assistant Coach ..... Jonathan Jackson  
Assistant Coach ..... Anthony Walker

2011-12 Record ..... 8-21  
Conference Record/Finish ..... 3-13 (6th East)  
Letterwinners Returning/Lost..... N/A  
Starters Returning/Lost..... N/A

MBB SID ..... Steve East  
SID Phone..... (501) 450-5743  
SID Email..... seast@uca.edu  
SID Fax ..... (501) 450-5740  
Press Row Phone..... (501) 852-2673  
Web Site ..... www.UCASports.com



**Corliss Williamson**  
Head Coach  
3rd year



**LaQuentin Miles**  
14.9 ppg in  
2011-12



# OPPONENTS

## LIPSCOMB



**Saturday, Dec. 8**  
**Nashville, Tenn.**  
**All-time series:**  
 UTM leads 12-11  
**Streak: LU W2**

**Location**..... Nashville, Tenn.  
**Founded**..... 1891  
**Enrollment**..... 4,278  
**Colors**..... Purple and Gold  
**Nickname**..... Bisons  
**Conference**..... Atlantic Sun  
**Home Arena**..... Allen Arena (5,028)

**President**..... Dr. L. Randolph Lowry III  
**Director of Athletics**..... Philip Hutcheson

**Head Coach**..... Scott Sanderson  
**Alma Mater**..... South Carolina, 1984  
**HC Career Record**..... 277-195 (16 yrs.)  
**HC Record At School**..... 210-186 (13 yrs.)


**Assistant Coach**..... Shaun Senters  
**Assistant Coach**..... Pete Froedden  
**Assistant Coach**..... Ryan Cahak

**2011-12 Record**..... 13-18  
**Conference Record/Finish**..... 8-10 (7th)  
**Letterwinners Returning/Lost**..... 6/5  
**Starters Returning/Lost**..... 3/2

**MBB SID**..... Jamie Gilliam  
**SID Phone**..... (615) 966-5166  
**SID Email**..... jamie.gilliam@lipscomb.edu  
**SID Fax**..... (615) 966-1806  
**Press Row Phone**..... (615) 966-7051  
**Web Site**..... www.LipscombSports.com



**Scott Sanderson**  
 Head Coach  
 14th year



**Malcolm Smith**  
 9.9 ppg in  
 2011-12

## SAINT LOUIS



**Saturday, Dec. 15**  
**St. Louis, Mo.**  
**All-time series:**  
 SLU leads 2-1  
**Streak: SLU W1**

**Location**..... St. Louis, Mo.  
**Founded**..... 1818  
**Enrollment**..... 13,785  
**Colors**..... Blue and White  
**Nickname**..... Billikens  
**Conference**..... Atlantic 10  
**Home Arena**..... Chaifetz Arena (10,600)

**President**..... Rev. Fr. Lawrence Biondi  
**Director of Athletics**..... Chris May

**Interim Head Coach**..... Jim Crews  
**Alma Mater**..... Indiana, 1976  
**HC Career Record**..... 358-351 (24 yrs.)  
**HC Record At School**..... 0-0 (1st yr.)


**Assistant Coach**..... Jim Whitesell  
**Assistant Coach**..... Tanner Bronson  
**Assistant Coach**..... Jim Platt

**2011-12 Record**..... 26-8  
**Conference Record/Finish**..... 12-4 (2nd)  
**Letterwinners Returning/Lost**..... N/A  
**Starters Returning/Lost**..... N/A

**MBB SID**..... Brian Kunderman  
**SID Phone**..... (314) 977-3346  
**SID Email**..... bkunderm@slu.edu  
**SID Fax**..... (314) 977-3178  
**Press Row Phone**..... N/A  
**Web Site**..... www.SLUBillikens.com



**Jim Crews**  
 Interim Head Coach  
 1st year



**Kwamain Mitchell**  
 12.4 ppg in  
 2011-12

## SAMFORD



**Wednesday, Dec. 19**  
**Martin, Tenn.**  
**All-time series:**  
 SU leads 7-4  
**Streak: UTM W3**

**Location**..... Birmingham, Ala.  
**Founded**..... 1841  
**Enrollment**..... 4,715  
**Colors**..... Red and Blue  
**Nickname**..... Bulldogs  
**Conference**..... Southern  
**Home Arena**..... Pete Hanna Center (5,000)

**President**..... Dr. Andrew Westmoreland  
**Director of Athletics**..... Martin Newton

**Head Coach**..... Bennie Seltzer  
**Alma Mater**..... Washington State, 1993  
**HC Career Record**..... 0-0 (1st yr.)  
**HC Record At School**..... 0-0 (1st yr.)

**Assistant Coach**..... Scott Padgett  
**Assistant Coach**..... Yasir Rosemond  
**Assistant Coach**..... Jake Headrick

**2011-12 Record**..... 11-19  
**Conference Record/Finish**..... 8-10 (T-3rd North)  
**Letterwinners Returning/Lost**..... 8/6  
**Starters Returning/Lost**..... 3/2

**MBB SID**..... Zac Schrieber  
**SID Phone**..... (205) 726-2802  
**SID Email**..... zdschrie@samford.edu  
**SID Fax**..... (205) 726-2545  
**Press Row Phone**..... (205) 726-2377  
**Web Site**..... www.SamfordSports.com



**Bennie Seltzer**  
 Head Coach  
 1st year



**Raijon Kelly**  
 9.4 ppg in  
 2011-12



# OPPONENTS

## SOUTHEAST MISSOURI



**Dec. 29/Feb. 16**  
**Cape Girardeau/Martin**  
**All-time series:**  
 SEMO leads 42-26  
**Streak: SEMO W2**

**Location**..... Cape Girardeau, Mo.  
**Founded** ..... 1873  
**Enrollment** ..... 11,510  
**Colors** ..... Red and Black  
**Nickname** ..... Redhawks  
**Conference** ..... Ohio Valley  
**Home Arena** ..... Show Me Center (7,000)

**President** ..... Dr. Kenneth W. Dobbins  
**Director of Athletics** ..... Mark Alnutt

**Head Coach** ..... Dickey Nutt  
**Alma Mater** ..... Oklahoma State, 1982  
**HC Career Record** ..... 221-248 (16 yrs.)  
**HC Record At School** ..... 32-61 (3 yrs.)

**Assistant Coach** ..... Jessie Evans  
**Assistant Coach** ..... Jamie Rosser  
**Assistant Coach** ..... Jon Cremins

**2011-12 Record** ..... 15-16  
**Conference Record/Finish** ..... 9-7 (5th)  
**Letterwinners Returning/Lost** ..... 7/5  
**Starters Returning/Lost** ..... 3/2

**MBB SID** ..... Jeff Honza  
**SID Phone** ..... (573) 651-2933  
**SID Email** ..... jhonza@semo.edu  
**SID Fax** ..... (573) 651-2810  
**Press Row Phone** ..... (573) 651-5014  
**Web Site** ..... www.GoSoutheast.com



**Dickey Nutt**  
 Head Coach  
 4th year



**Tyler Stone**  
 14.7 ppg in  
 2011-12

## JACKSONVILLE STATE



**Monday, Dec. 31**  
**Martin, Tenn.**  
**All-time series:**  
 JSU leads 36-21  
**Streak: JSU W2**

**Location**..... Jacksonville, Ala.  
**Founded** ..... 1883  
**Enrollment** ..... 9,504  
**Colors** ..... Red and White  
**Nickname** ..... Gamecocks  
**Conference** ..... Ohio Valley  
**Home Arena** ..... Pete Mathews Coliseum (5,500)

**President** ..... Dr. William A. Meehan  
**Director of Athletics** ..... Warren Koegel

**Head Coach** ..... James Green  
**Alma Mater** ..... Ole Miss, 1983  
**HC Career Record** ..... 209-239 (15 yrs.)  
**HC Record At School** ..... 42-79 (4 yrs.)


**Assistant Coach** ..... Tom Schuberth  
**Assistant Coach** ..... Reggie Sharp  
**Assistant Coach** ..... Eugene Harris

**2011-12 Record** ..... 15-18  
**Conference Record/Finish** ..... 8-8 (6th)  
**Letterwinners Returning/Lost** ..... 7/5  
**Starters Returning/Lost** ..... 4/1

**MBB SID** ..... Josh Underwood  
**SID Phone** ..... (256) 782-5915  
**SID Email** ..... underwood@jsu.edu  
**SID Fax** ..... (256) 782-5958  
**Press Row Phone** ..... (256) 782-5528  
**Web Site** ..... www.JSUGamecockSports.com



**James Green**  
 Head Coach  
 5th year



**Brian Williams**  
 13.2 ppg in  
 2011-12

## MURRAY STATE



**Jan. 3/Feb. 28**  
**Martin/Murray**  
**All-time series:**  
 MSU leads 41-3  
**Streak: MSU W7**

**Location**..... Murray, Ky.  
**Founded** ..... 1922  
**Enrollment** ..... 10,860  
**Colors** ..... Navy and Gold  
**Nickname** ..... Racers  
**Conference** ..... Ohio Valley  
**Home Arena** ..... CFSB Center (8,600)

**President** ..... Dr. Randy J. Dunn  
**Director of Athletics** ..... Allen Ward

**Head Coach** ..... Steve Prohm  
**Alma Mater** ..... Alabama, 1997  
**HC Career Record** ..... 31-2 (1 yr.)  
**HC Record At School** ..... 31-2 (1 yr.)

**Assistant Coach** ..... William Small  
**Assistant Coach** ..... Matt McMahon  
**Assistant Coach** ..... James Kane

**2011-12 Record** ..... 31-2  
**Conference Record/Finish** ..... 15-1 (1st)  
**Letterwinners Returning/Lost** ..... N/A  
**Starters Returning/Lost** ..... 2/3

**MBB SID** ..... Dave Winder  
**SID Phone** ..... (270) 809-4271  
**SID Email** ..... dwinder@murraystate.edu  
**SID Fax** ..... (270) 809-6814  
**Press Row Phone** ..... (270) 809-5551  
**Web Site** ..... www.GoRacers.com



**Steve Prohm**  
 Head Coach  
 2nd year



**Isaiah Canaan**  
 19.1 ppg in  
 2011-12



# OPPONENTS

## AUSTIN PEAY



Jan. 5/March 2  
Martin/Clarksville  
All-time series:  
APSU leads 54-17  
Streak: APSU W6

Location.....Clarksville, Tenn.  
Founded.....1927  
Enrollment.....10,873  
Colors.....Red and White  
Nickname.....Governors  
Conference.....Ohio Valley  
Home Arena.....Dunn Center (7,875)

President.....Tim Hall  
Director of Athletics.....Dave Loos

Head Coach.....Dave Loos  
Alma Mater.....Memphis, 1970  
HC Career Record.....445-363 (26 yrs.)  
HC Record At School.....363-310 (22 yrs.)

Assistant Coach.....Bret Campbell  
Assistant Coach.....Corey Gipson  
Assistant Coach.....Charles "Bubba" Wells

2011-12 Record.....12-20  
Conference Record/Finish.....8-8 (T-6th)  
Letterwinners Returning/Lost.....9/5  
Starters Returning/Lost.....1/4

MBB SID.....Brad Kirtley  
SID Phone.....(931) 221-6561  
SID Email.....kirtleyb@apsu.edu  
SID Fax.....(931) 221-7562  
Press Row Phone.....(931) 221-7155  
Web Site.....www.LetsGoPeay.com



**Dave Loos**  
Head Coach  
23rd year



**Anthony Campbell**  
4.6 ppg in  
2011-12

## TENNESSEE STATE



Thursday, Jan. 10  
Nashville, Tenn.  
All-time series:  
TSU leads 31-22  
Streak: TSU W2

Location.....Nashville, Tenn.  
Founded.....1912  
Enrollment.....9,165  
Colors.....Royal Blue and White  
Nickname.....Tigers  
Conference.....Ohio Valley  
Home Arena.....Gentry Center (10,500)

President.....Dr. Portia Holmes-Shields  
Director of Athletics.....Teresa Phillips

Head Coach.....Travis Williams  
Alma Mater.....Georgia State, 1995  
HC Career Record.....42-45 (3 yrs.)  
HC Record At School.....0-0 (1st yr.)

Assistant Coach.....Ben Betts  
Assistant Coach.....Rodney Hamilton  
Assistant Coach.....Brandon Johnson

2011-12 Record.....20-13  
Conference Record/Finish.....11-5 (2nd)  
Letterwinners Returning/Lost.....10/4  
Starters Returning/Lost.....4/1

MBB SID.....Alex Mitchell  
SID Phone.....(615) 963-5674  
SID Email.....jmitch18@tnstate.edu  
SID Fax.....(615) 963-5922  
Press Row Phone.....(615) 963-7616  
Web Site.....www.TSUTigers.com



**Travis Williams**  
Head Coach  
1st year



**Robert Covington**  
17.8 ppg in  
2011-12

## BELMONT



Saturday, Jan. 12  
Nashville, Tenn.  
All-time series:  
UTM leads 20-11  
Streak: UTM W2

Location.....Nashville, Tenn.  
Founded.....1951  
Enrollment.....6,637  
Colors.....Navy, Red and White  
Nickname.....Bruins  
Conference.....Ohio Valley  
Home Arena.....Curb Event Center (5,000)

President.....Dr. Robert C. Fisher  
Director of Athletics.....Mike Strickland

Head Coach.....Rick Byrd  
Alma Mater.....Tennessee, 1976  
HC Career Record.....637-339 (31 yrs.)  
HC Record At School.....545-284 (26 yrs.)


Assistant Coach.....Brian Ayers  
Assistant Coach.....James Strong  
Assistant Coach.....Mark Price

2011-12 Record.....27-8  
Conference Record/Finish.....16-2 (1st)  
Letterwinners Returning/Lost.....11/4  
Starters Returning/Lost.....3/2

MBB SID.....Greg Sage  
SID Phone.....(615) 460-6698  
SID Email.....greg.sage@belmont.edu  
SID Fax.....(615) 460-5584  
Press Row Phone.....(615) 460-8554  
Web Site.....www.BelmontBruins.com



**Rick Byrd**  
Head Coach  
27th year



**Kerron Johnson**  
13.8 ppg in  
2011-12



# OPPONENTS

## MOREHEAD STATE

Saturday, Jan. 19

Martin, Tenn.

All-time series:

MSU leads 29-13

Streak: MSU W6



Location..... Morehead, Ky.  
 Founded ..... 1887  
 Enrollment..... 10,215  
 Colors..... Blue and Gold  
 Nickname..... Eagles  
 Conference..... Ohio Valley  
 Home Arena ..... Ellis T. Johnson Arena (6,500)

President ..... Dr. Wayne D. Andrews  
 Director of Athletics..... Brian Hutchinson

Head Coach ..... Sean Woods  
 Alma Mater..... Kentucky, 1992  
 HC Career Record ..... 50-80 (4 yrs.)  
 HC Record At School..... 0-0 (1st yr.)


Assistant Coach ..... Dylan Howard  
 Assistant Coach ..... Brian "BJ" Ellis  
 Assistant Coach ..... Beau Braden

2011-12 Record ..... 18-15  
 Conference Record/Finish ..... 10-6 (3rd)  
 Letterwinners Returning/Lost..... 6/8  
 Starters Returning/Lost..... 3/2

MBB SID ..... Matt Segal  
 SID Phone..... (606) 783-2557  
 SID Email..... m.segal@moreheadstate.edu  
 SID Fax ..... (606) 783-2550  
 Press Row Phone..... (606) 783-2500  
 Web Site ..... www.MSUEagles.com



**Sean Woods**  
 Head Coach  
 1st year



**Milton Chavis**  
 7.9 ppg in  
 2011-12

## EASTERN ILLINOIS

Jan. 24/Feb. 7

Charleston/Martin

All-time series:

Series tied 17-17

Streak: EIU W2



Location..... Charleston, Ill.  
 Founded ..... 1895  
 Enrollment..... 11,167  
 Colors..... Blue and Gray  
 Nickname..... Panthers  
 Conference..... Ohio Valley  
 Home Arena ..... Lantz Arena (5,300)

President ..... Dr. William Perry  
 Director of Athletics..... Barbara Burke

Head Coach ..... Jay Spoonhour  
 Alma Mater..... Pittsburg State, 1994  
 HC Career Record ..... 106-33 (4 yrs.)  
 HC Record At School..... 0-0 (1 yr.)


Assistant Coach ..... Bob Sundvold  
 Assistant Coach ..... Dan Matic  
 Assistant Coach ..... Emanuel Dildy

2011-12 Record ..... 12-17  
 Conference Record/Finish ..... 5-11 (10th)  
 Letterwinners Returning/Lost..... 7/7  
 Starters Returning/Lost..... 0/5

MBB SID ..... Rich Moser  
 SID Phone..... (217) 581-7480  
 SID Email..... rlmoser@eiu.edu  
 SID Fax ..... (217) 581-7001  
 Press Row Phone..... (217) 581-5135  
 Web Site ..... www.EIUPanthers.com



**Jay Spoonhour**  
 Head Coach  
 1st year



**Josh Piper**  
 4.3 ppg in  
 2011-12

## SIU EDWARDSVILLE

Jan. 26/Feb. 9

Edwardsville/Martin

All-time series:

SIUE leads 4-3

Streak: SIUE W1



Location..... Edwardsville, Ill.  
 Founded ..... 1957  
 Enrollment..... 14,055  
 Colors..... Red and White  
 Nickname..... Cougars  
 Conference..... Ohio Valley  
 Home Arena ..... Vadalabene Center (4,000)

Chancellor..... Dr. Julie A. Furst-Bowe  
 Director of Athletics..... Dr. Bradley Hewitt

Head Coach ..... Lennox Forrester  
 Alma Mater..... Evansville, 1992  
 HC Career Record ..... 50-92 (5 yrs.)  
 HC Record At School..... 50-92 (5 yrs.)

Assistant Coach ..... Kris Crosby  
 Assistant Coach ..... Matt Laur  
 Assistant Coach ..... Deryl Cunningham

2011-12 Record ..... 10-17  
 Conference Record/Finish ..... 6-10 (9th)  
 Letterwinners Returning/Lost..... 10/2  
 Starters Returning/Lost..... 4/1

MBB SID ..... Joe Pott  
 SID Phone..... (618) 650-3608  
 SID Email..... jpott@siue.edu  
 SID Fax ..... (618) 650-2296  
 Press Row Phone..... (618) 650-3608  
 Web Site ..... www.SIUECougars.com



**Lennox Forrester**  
 Head Coach  
 6th year



**Mark Yelovich**  
 15.1 ppg in  
 2011-12



# OPPONENTS

## EASTERN KENTUCKY



**Thursday, Jan. 31**  
**Martin, Tenn.**

**All-time series:**  
EKU leads 25-15  
**Streak: EKU W1**

**Location**..... Richmond, Ky.  
**Founded**..... 1906  
**Enrollment**..... 16,515  
**Colors**..... Maroon and White  
**Nickname**..... Colonels  
**Conference**..... Ohio Valley  
**Home Arena** ..... McBrayer Arena (6,500)

**President** ..... Dr. Doug Whitlock  
**Director of Athletics**..... Mark Sandy

**Head Coach** ..... Jeff Neubauer  
**Alma Mater**..... La Salle, 1993  
**HC Career Record** ..... 118-102 (7 yrs.)  
**HC Record At School** ..... 118-102 (7 yrs.)

**Assistant Coach** ..... Rodney Crawford  
**Assistant Coach** ..... Austin Newton  
**Assistant Coach** ..... Luke Strege

**2011-12 Record** ..... 16-16  
**Conference Record/Finish**..... 7-9 (8th)  
**Letterwinners Returning/Lost**..... 8/6  
**Starters Returning/Lost**..... 2/3

**MBB SID** ..... Kevin Britton  
**SID Phone**..... (859) 622-2006  
**SID Email**..... kevin.britton@eku.edu  
**SID Fax** ..... (859) 622-5108  
**Press Row Phone**..... (859) 622-5908  
**Web Site** ..... www.EKUSports.com



**Jeff Neubauer**  
Head Coach  
8th year



**Mike DiNunno**  
9.5 ppg in  
2011-12

## TENNESSEE TECH



**Thursday, Feb. 21**  
**Cookeville, Tenn.**

**All-time series:**  
TTU leads 34-10  
**Streak: TTU W6**

**Location**..... Cookeville, Tenn.  
**Founded**..... 195  
**Enrollment**..... 11,768  
**Colors**..... Purple and Gold  
**Nickname**..... Golden Eagles  
**Conference**..... Ohio Valley  
**Home Arena** ..... Eblen Center (9,282)

**President** ..... Dr. Philip Oldham  
**Director of Athletics**..... Mark Wilson

**Head Coach** ..... Steve Payne  
**Alma Mater**..... Union College, 1990  
**HC Career Record** ..... 19-14 (1 yr.)  
**HC Record At School** ..... 19-14 (1 yr.)

**Assistant Coach** ..... Russ Willemssen  
**Assistant Coach** ..... Rick Cabrera  
**Assistant Coach** ..... Brian Kloman

**2011-12 Record** ..... 19-14  
**Conference Record/Finish**..... 9-7 (4th)  
**Letterwinners Returning/Lost**..... 6/7  
**Starters Returning/Lost**..... 3/2

**MBB SID** ..... Mike Lehman  
**SID Phone**..... (931) 372-3883  
**SID Email**..... mlehman@tntech.edu  
**SID Fax** ..... (931) 372-3114  
**Press Row Phone**..... (931) 372-6077  
**Web Site** ..... www.TTUSports.com



**Steve Payne**  
Head Coach  
2nd year



**Jud Dillard**  
17.3 ppg in  
2011-12



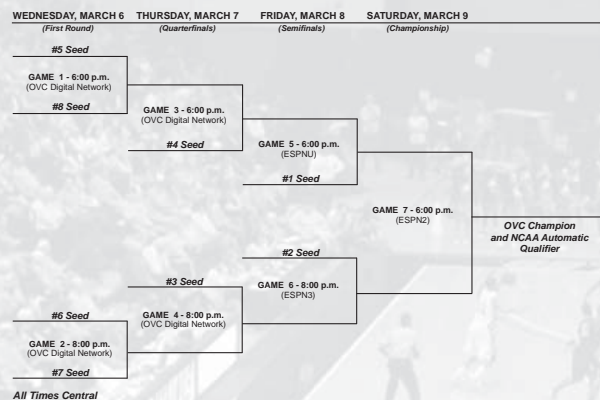
# OPPONENTS

## OHIO VALLEY CONFERENCE TOURNAMENT



March 6-9  
Nashville / Municipal Auditorium  
UTM all-time in tournament: 3-8  
Appearances: 8  
Last Appearance: 2010-11 (1-1)

OVC Location ..... Brentwood, Tenn.  
Founded ..... 1948  
Home Arena ..... Municipal Auditorium (9,654)  
Commissioner..... Beth DeBauche  
MBB SID ..... Kyle Schwartz  
SID Phone..... (615) 690-6685  
SID Email..... kschwartz@ovc.org  
Web Site ..... www.OVCSports.com



## 122 TEAMS. 61 GAMES. FOR THE ELEVENTH TIME.



A total of 122 teams – representing 15 collegiate athletic conferences – will compete in the two-day event (February 22-23), with the entire BracketBusters slate of matchups to be announced in late January.

Of the 61 games, 13 will be televised, with 5 contests on ESPN2, 4 will be aired on ESPN3 and 4 on ESPN. Please consult local listings for start times.

### HOME TEAMS

Vermont, Eastern Washington, Idaho State, Montana State, Portland State, Southern Utah, Campbell, High Point, Liberty, Presbyterian, UNC-Asheville, Winthrop, Cal Poly, Hawaii, Long Beach State, UC Davis, UC Santa Barbara, Loyola, Univ. of Illinois Chicago, Valparaiso, Wright State, Youngstown State, Fairfield, Marist, Niagara, Rider, Siena, Akron, Buffalo, Eastern Michigan, Northern Illinois, Toledo, Western Michigan, Hampton, Drake, Indiana State, Northern Iowa, Southern Illinois, Wichita State, Tennessee Tech, Tennessee State, UT-Martin, SE Missouri State, Murray State, Belmont, College of Charleston, Western Carolina, Davidson, Central Arkansas, Lamar, Oral Roberts, Texas A&M-CC, IPFW, IUPUI, Nebraska Omaha, Oakland, Western Illinois University, Utah State, UT-San Antonio, UT-Arlington and Saint Mary's.

### AWAY TEAMS

Albany, Montana, Northern Arizona, North Dakota, Northern Colorado, Sacramento State, Weber State, Charleston Southern, Coastal Carolina, Gardner-Webb, Longwood, Radford, VMI, Cal State-Fullerton, Cal State-Northridge, UC Irvine, UC Riverside, Pacific, Cleveland State, Detroit, Green Bay, Milwaukee, Canisius, Iona, Loyola, Manhattan, Saint Peter's, Ball State, Bowling Green, Central Michigan, Kent State, Miami, Ohio, Morgan State, Savannah State, Bradley, Creighton, Evansville, Illinois State, Missouri State, Austin Peay, Eastern Illinois, Eastern Kentucky, Jacksonville State, Morehead State, SIU-Edwardsville, The Citadel, McNeese State, Nicholls State, Northwestern State, Sam Houston State, Southeastern Louisiana, Stephen F. Austin, UMKC, North Dakota State Univ., South Dakota State Univ., Univ. of South Dakota, Texas State, Denver, Idaho and Loyola Marymount.

ESPN

ESPN 2

ESPN 3





# RESULTS VS. OPPONENTS

## Skyhawks vs. Arkansas-Little Rock

Arkansas-Little Rock leads 3-0

Home: 0-1	Away: 0-2	Neutral: 0-0
Dec. 16, 1992	Little Rock, Ark.	L, 88-58
Feb. 20, 1993	Martin, Tenn.	L, 81-67
Nov. 25, 2006	Little Rock, Ark.	L, 58-56

## Skyhawks vs. Cincinnati

Cincinnati leads 2-0

Home: 0-0	Away: 0-2	Neutral: 0-0
Dec. 10, 1994	Cincinnati, Ohio	L, 110-56
Nov. 11, 2006	Cincinnati, Ohio	L, 67-49

## Skyhawks vs. Fontbonne

First Meeting

## Skyhawks vs. Arkansas State

Arkansas State leads 13-4

Home: 3-4	Away: 1-9	Neutral: 0-0
Jan. 28, 1967	Jonesboro, Ark.	L, 96-71
Jan. 30, 1967	Jonesboro, Ark.	L, 77-67
Dec. 2, 1968	Jonesboro, Ark.	W, 76-66
Jan. 28, 1969	Martin, Tenn.	W, 87-69
Dec. 8, 1969	Martin, Tenn.	L, 83-74
Jan. 22, 1970	Jonesboro, Ark.	L, 73-67
Dec. 21, 1974	Jonesboro, Ark.	L, 95-73
Jan. 12, 1976	Martin, Tenn.	W, 81-66
Dec. 1, 1994	Martin, Tenn.	L, 76-65
Dec. 13, 1994	Jonesboro, Ark.	L, 77-72
Dec. 6, 2004	Jonesboro, Ark.	L, 92-65
Dec. 1, 2005	Martin, Tenn.	W, 80-77 (OT)
Nov. 20, 2006	Martin, Tenn.	L, 68-63
Nov. 29, 2007	Jonesboro, Ark.	L, 71-69
Nov. 25, 2008	Martin, Tenn.	L, 76-67
Nov. 25, 2009	Jonesboro, Ark.	L, 80-66
Nov. 17, 2011	Jonesboro, Ark.	L, 63-45

## Skyhawks vs. Lyon College

UT Martin leads 15-6

Home: 13-1	Away: 1-5	Neutral: 0-0
1959-60	N/A	W, 74-72
Nov. 18, 1960	Martin, Tenn.	W, 86-69
Nov. 24, 1960	Batesville, Ark.	W, 95-73
1961-62	Batesville, Ark.	L, 90-72
1961-62	Martin, Tenn.	W, 92-80
Dec. 20, 1962	Martin, Tenn.	W, 83-80
Dec. 21, 1962	Martin, Tenn.	W, 85-62
Dec. 28, 1962	Batesville, Ark.	L, 62-44
Dec. 20, 1963	Martin, Tenn.	W, 75-71
Dec. 31, 1963	Batesville, Ark.	L, 74-66
1965-66	Batesville, Ark.	L, 74-56
1965-66	Batesville, Ark.	L, 77-74
Dec. 19, 1966	Martin, Tenn.	W, 60-58
Dec. 20, 1966	Martin, Tenn.	W, 95-63
Jan. 30, 1968	Martin, Tenn.	L, 67-58
Nov. 30, 1982	Martin, Tenn.	W, 76-74
Nov. 29, 1993	Martin, Tenn.	W, 72-67
Dec. 4, 1995	Martin, Tenn.	W, 83-65
Dec. 3, 1996	Martin, Tenn.	W, 87-68
Dec. 1, 1997	Martin, Tenn.	W, 84-56
Nov. 16, 1998	Martin, Tenn.	W, 74-56

## Skyhawks vs. Bradley

Bradley leads 3-0

Home: 0-1	Away: 0-2	Neutral: 0-0
Dec. 1, 1973	Peoria, Ill.	L, 99-65
Nov. 21, 1998	Peoria, Ill.	L, 68-47
Feb. 19, 2011	Martin, Tenn.	L, 81-75

## Skyhawks vs. Memphis

Memphis leads 5-0

Home: 0-0	Away: 0-5	Neutral: 0-0
Nov. 29, 2000	Memphis, Tenn.	L, 81-49
Dec. 28, 2001	Memphis, Tenn.	L, 88-58
Dec. 3, 2003	Memphis, Tenn.	L, 84-64
Nov. 5, 2007	Memphis, Tenn.	L, 102-71
Nov. 23, 2010	Memphis, Tenn.	L, 102-80

## Skyhawks vs. Kennesaw State

UT Martin leads 1-0

Home: 0-0	Away: 1-0	Neutral: 0-0
Feb. 14, 2012	Kennesaw, Ga.	W, 76-75 (OT)

## Skyhawks vs. Central Arkansas

Central Arkansas leads 3-2

Home: 0-3	Away: 2-0	Neutral: 0-0
Nov. 15, 2007	Martin, Tenn.	L, 78-75
Dec. 31, 2008	Conway, Ark.	W, 84-65
Dec. 12, 2009	Martin, Tenn.	L, 81-71
Dec. 8, 2010	Conway, Ark.	W, 73-64
Nov. 30, 2011	Martin, Tenn.	L, 75-68

## Skyhawks vs. Lipscomb

UT Martin leads 12-11

Home: 6-3	Away: 4-5	Neutral: 0-0
1958-59	N/A	W, 71-70
1958-59	N/A	L, 70-59
1958-59	N/A	L, 63-61
1959-60	N/A	L, 58-54
1959-60	N/A	W, 71-68
Jan. 14, 1961	Martin, Tenn.	W, 62-57
Feb. 4, 1961	Nashville, Tenn.	L, 82-65
1961-62	Martin, Tenn.	W, 62-61
1961-62	Nashville, Tenn.	L, 58-56
Jan. 12, 1963	Nashville, Tenn.	L, 70-64
Feb. 14, 1963	Martin, Tenn.	L, 70-60
Jan. 11, 1964	Martin, Tenn.	W, 68-61
Feb. 15, 1964	Nashville, Tenn.	W, 65-59
Jan. 2, 1965	Nashville, Tenn.	W, 59-56
Jan. 16, 1965	Martin, Tenn.	W, 71-64
Dec. 19, 1967	Martin, Tenn.	L, 77-67
Jan. 13, 1969	Nashville, Tenn.	L, 82-67
Jan. 24, 1974	Nashville, Tenn.	W, 85-78
Jan. 25, 1975	Martin, Tenn.	W, 68-66
Nov. 19, 2001	Martin, Tenn.	W, 86-79
Dec. 7, 2002	Nashville, Tenn.	W, 99-90 (OT)
Nov. 27, 2010	Martin, Tenn.	L, 90-71
Dec. 6, 2011	Nashville, Tenn.	L, 70-55

## Skyhawks vs. Saint Louis

Saint Louis leads 2-1

Home: 0-0	Away: 1-2	Neutral: 0-0
Feb. 21, 1996	St. Louis, Mo.	L, 91-65
Nov. 22, 2002	St. Louis, Mo.	W, 63-58
Dec. 16, 2007	St. Louis, Mo.	L, 77-53

## Skyhawks vs. Samford

Samford leads 7-4

Home: 3-3	Away: 1-4	Neutral: 0-0
Dec. 5, 1992	Martin, Tenn.	W, 75-59
Feb. 18, 1993	Birmingham, Ala.	L, 85-63
Jan. 17, 2004	Martin, Tenn.	L, 51-45
Jan. 15, 2005	Birmingham, Ala.	L, 62-59
Jan. 5, 2006	Martin, Tenn.	L, 79-65
Jan. 26, 2006	Birmingham, Ala.	L, 67-60
Jan. 4, 2007	Birmingham, Ala.	L, 55-41
Jan. 25, 2007	Martin, Tenn.	L, 71-66
Jan. 5, 2008	Martin, Tenn.	W, 63-49
Jan. 24, 2008	Birmingham, Ala.	W, 61-43
March 4, 2008	*Martin, Tenn.	W, 101-94 (3OT)

## Skyhawks vs. Southeast Missouri

Southeast Missouri leads 42-26

Home: 21-11	Away: 5-29	Neutral: 0-0
Dec. 14, 1962	Cape Girardeau, Mo.	L, 93-77
Dec. 14, 1963	Cape Girardeau, Mo.	L, 110-80
Jan. 8, 1964	Martin, Tenn.	L, 63-56
Dec. 11, 1964	Martin, Tenn.	L, 71-55
Dec. 18, 1964	Cape Girardeau, Mo.	L, 76-66
1965-66	Martin, Tenn.	W, 92-84
1965-66	Martin, Tenn.	L, 113-86
Dec. 22, 1966	Cape Girardeau, Mo.	L, 75-71
Jan. 25, 1967	Martin, Tenn.	W, 87-77
Dec. 17, 1971	Cape Girardeau, Mo.	L, 95-87
Feb. 26, 1972	Martin, Tenn.	W, 91-87
Dec. 22, 1972	Cape Girardeau, Mo.	L, 81-72

Feb. 13, 1979	Martin, Tenn.	L, 81-72
Jan. 30, 1980	Martin, Tenn.	W, 85-74
Jan. 5, 1981	Cape Girardeau, Mo.	L, 73-71
Jan. 13, 1982	Martin, Tenn.	W, 77-43
1981-82	N/A	L, 56-53
Dec. 10, 1983	Cape Girardeau, Mo.	L, 71-65
1982-83	N/A	L, 83-71
Jan. 3, 1984	Martin, Tenn.	W, 78-64
Dec. 1, 1984	Cape Girardeau, Mo.	L, 74-59
Dec. 7, 1985	Martin, Tenn.	W, 84-67
Dec. 6, 1986	Cape Girardeau, Mo.	W, 66-64
Dec. 5, 1987	Cape Girardeau, Mo.	L, 89-77
Dec. 3, 1988	Cape Girardeau, Mo.	L, 86-65
Dec. 9, 1989	Martin, Tenn.	L, 87-76
Dec. 1, 1990	Cape Girardeau, Mo.	L, 101, 73
Jan. 27, 1993	Martin, Tenn.	W, 90-89
Feb. 24, 1993	Cape Girardeau, Mo.	L, 69-68
Jan. 24, 1994	Cape Girardeau, Mo.	L, 86-63
Feb. 26, 1994	Martin, Tenn.	W, 102-87
Jan. 23, 1995	Martin, Tenn.	L, 61-59
Feb. 25, 1995	Cape Girardeau, Mo.	L, 75-66
Jan. 11, 1996	Cape Girardeau, Mo.	L, 71-61
Feb. 8, 1996	Martin, Tenn.	W, 79-59
Jan. 9, 1997	Cape Girardeau, Mo.	L, 82-72 (OT)
Feb. 20, 1997	Martin, Tenn.	W, 92-62
Jan. 15, 1998	Martin, Tenn.	W, 91-82 (2OT)
Feb. 12, 1998	Cape Girardeau, Mo.	L, 87-61
Jan. 16, 1999	Cape Girardeau, Mo.	L, 84-75
Feb. 13, 1999	Martin, Tenn.	L, 60-49
Jan. 13, 2000	Martin, Tenn.	W, 75-66
Feb. 10, 2000	Cape Girardeau, Mo.	L, 80-68
Feb. 29, 2000	*Cape Girardeau, Mo.	L, 76-74
Jan. 13, 2001	Cape Girardeau, Mo.	L, 60-49
Feb. 10, 2001	Martin, Tenn.	L, 81-73
Jan. 17, 2002	Martin, Tenn.	W, 89-73
Feb. 14, 2002	Cape Girardeau, Mo.	L, 78-51
Jan. 16, 2003	Cape Girardeau, Mo.	W, 88-80
Feb. 13, 2003	Martin, Tenn.	W, 77-61
Feb. 5, 2004	Cape Girardeau, Mo.	L, 89-78
Feb. 28, 2004	Martin, Tenn.	W, 88-71
Feb. 3, 2005	Martin, Tenn.	L, 75-68
Feb. 26, 2005	Cape Girardeau, Mo.	L, 72-52
Dec. 3, 2005	Martin, Tenn.	W, 72-60
Feb. 4, 2006	Cape Girardeau, Mo.	W, 66-55
Dec. 2, 2006	Cape Girardeau, Mo.	L, 81-79
Feb. 3, 2007	Martin, Tenn.	L, 73-69
Feb. 2, 2008	Cape Girardeau, Mo.	W, 90-71
Feb. 16, 2008	Martin, Tenn.	W, 98-85
Jan. 12, 2009	Cape Girardeau, Mo.	W, 81-67
Jan. 22, 2009	Martin, Tenn.	W, 86-73
Jan. 21, 2010	Cape Girardeau, Mo.	L, 77-63
Feb. 9, 2010	Martin, Tenn.	W, 73-70
Jan. 3, 2011	Cape Girardeau, Mo.	L, 82-75
Jan. 20, 2011	Martin, Tenn.	W, 79-69
Jan. 5, 2012	Martin, Tenn.	L, 73-71
Feb. 9, 2012	Cape Girardeau, Mo.	L, 86-56

## Skyhawks vs. Jacksonville State

Jacksonville State leads 36-21

Home: 14-14	Away: 7-21	Neutral: 0-0
Jan. 15, 1972	Jacksonville, Ala.	L, 85-79
Jan. 29, 1972	Martin, Tenn.	W, 99-79
Jan. 19, 1973	Jacksonville, Ala.	L, 84-71
Feb. 9, 1973	Martin, Tenn.	W, 81-71
Jan. 12, 1974	Jacksonville, Ala.	L, 78-67
Feb. 16, 1974	Martin, Tenn.	L, 77-71
Jan. 11, 1975	Martin, Tenn.	W, 67-65
Feb. 17, 1975	Jacksonville, Ala.	L, 99-75
Jan. 19, 1976	Jacksonville, Ala.	L, 61-53
Feb. 21, 1976	Martin, Tenn.	L, 76-74
Jan. 22, 1977	Jacksonville, Ala.	L, 100-94
Feb. 26, 1977	Martin, Tenn.	W, 97-79
Jan. 20, 1978	Martin, Tenn.	W, 71-62
Feb. 24, 1978	Jacksonville, Ala.	L, 75-74
Jan. 22, 1979	Jacksonville, Ala.	L, 88-85
Feb. 23, 1979	Martin, Tenn.	L, 71-58
Jan. 21, 1980	Martin, Tenn.	L, 75-73
Feb. 22, 1980	Jacksonville, Ala.	L, 95-78



# RESULTS VS. OPPONENTS

Jan. 30, 1981	Jacksonville, Ala.	L, 48-35
Feb. 7, 1981	Martin, Tenn.	W, 47-46
Jan. 25, 1982	Martin, Tenn.	W, 68-62
Feb. 15, 1982	Jacksonville, Ala.	W, 69-64
Jan. 10, 1983	Jacksonville, Ala.	L, 71-59
Feb. 7, 1983	Martin, Tenn.	W, 84-78
Jan. 9, 1984	Martin, Tenn.	W, 66-63
Feb. 6, 1984	Jacksonville, Ala.	L, 90-66
1983-84	N/A	L, 97-82
Jan. 7, 1985	Jacksonville, Ala.	L, 98-70
Feb. 16, 1985	Martin, Tenn.	L, 92-82
Jan. 11, 1986	Martin, Tenn.	L, 94-92
Jan. 20, 1986	Jacksonville, Ala.	L, 98-89
Feb. 7, 1987	Jacksonville, Ala.	W, 66-61
Feb. 16, 1987	Martin, Tenn.	L, 84-62
Jan. 4, 1988	Martin, Tenn.	W, 82-78
Feb. 1, 1988	Jacksonville, Ala.	L, 85-69
Dec. 10, 1988	Jacksonville, Ala.	L, 92-74
Jan. 28, 1989	Martin, Tenn.	L, 106-77
Jan. 6, 1990	Martin, Tenn.	L, 77-55
Feb. 3, 1990	Jacksonville, Ala.	L, 95-86
Jan. 26, 1991	Martin, Tenn.	L, 75-65
Feb. 23, 1991	Jacksonville, Ala.	L, 118-87
Jan. 15, 2004	Martin, Tenn.	L, 96-85
Jan. 13, 2005	Jacksonville, Ala.	W, 75-71
Dec. 10, 2005	Martin, Tenn.	L, 93-84
Jan. 28, 2006	Jacksonville, Ala.	L, 85-80
Dec. 9, 2006	Jacksonville, Ala.	W, 70-69
Jan. 27, 2007	Martin, Tenn.	W, 83-60
Dec. 8, 2007	Martin, Tenn.	W, 90-81
Jan. 26, 2008	Jacksonville, Ala.	W, 81-70
Jan. 17, 2009	Jacksonville, Ala.	W, 92-73
Feb. 12, 2009	Martin, Tenn.	W, 99-74
Jan. 16, 2010	Martin, Tenn.	L, 73-63
Feb. 11, 2010	Jacksonville, Ala.	L, 80-68
Jan. 15, 2011	Jacksonville, Ala.	W, 63-60
Feb. 10, 2011	Martin, Tenn.	W, 68-55
Feb. 2, 2012	Martin, Tenn.	L, 85-74
Feb. 25, 2012	Jacksonville, Ala.	L, 77-46

## Skyhawks vs. Murray State

Murray State leads 41-3

Home: 3-18	Away: 0-22	Neutral: 0-0
1956-57	N/A	L, 80-74
Dec. 13, 1978	Murray, Ky.	L, 75-65
Feb. 9, 1981	Martin, Tenn.	L, 59-58
Jan. 13, 1993	Murray, Ky.	L, 92-66
Feb. 10, 1993	Martin, Tenn.	L, 100-74
Jan. 22, 1994	Murray, Ky.	L, 99-70
Feb. 28, 1994	Martin, Tenn.	L, 80-77
Jan. 21, 1995	Martin, Tenn.	L, 83-70
Feb. 27, 1995	Murray, Ky.	L, 107-75
Jan. 20, 1996	Martin, Tenn.	L, 80-68
Feb. 17, 1996	Murray, Ky.	L, 87-81
Jan. 6, 1997	Martin, Tenn.	L, 80-68
Feb. 1, 1997	Murray, Ky.	L, 88-69
Jan. 10, 1998	Martin, Tenn.	L, 67-56
Feb. 7, 1998	Murray, Ky.	L, 94-66
Jan. 9, 1999	Murray, Ky.	L, 87-58
Feb. 6, 1999	Martin, Tenn.	W, 74-73
Jan. 8, 2000	Martin, Tenn.	L, 94-79
Feb. 5, 2000	Murray, Ky.	L, 90-72
Jan. 6, 2001	Murray, Ky.	L, 76-69
Feb. 3, 2001	Martin, Tenn.	W, 80-73
Jan. 3, 2002	Murray, Ky.	L, 90-76
Feb. 2, 2002	Martin, Tenn.	L, 92-74
Feb. 1, 2003	Murray, Ky.	L, 89-70
March 1, 2003	Martin, Tenn.	L, 80-59
Jan. 20, 2004	Murray, Ky.	L, 94-70
Feb. 17, 2004	Martin, Tenn.	L, 77-44
Jan. 18, 2005	Martin, Tenn.	L, 96-70
Feb. 15, 2005	Murray, Ky.	L, 80-56
Jan. 21, 2006	Martin, Tenn.	L, 79-73
Feb. 25, 2006	Murray, Ky.	L, 81-63
Feb. 28, 2006	*Murray, Ky.	L, 65-52
Jan. 20, 2007	Murray, Ky.	L, 78-65
Feb. 24, 2007	Martin, Tenn.	L, 74-52
Jan. 19, 2008	Martin, Tenn.	L, 76-72

March 1, 2008	Murray, Ky.	L, 98-59
Jan. 5, 2009	Martin, Tenn.	W, 75-71
Feb. 23, 2009	Murray, Ky.	L, 74-59
Jan. 4, 2010	Murray, Ky.	L, 83-59
Jan. 30, 2010	Martin, Tenn.	L, 77-45
Dec. 21, 2010	Martin, Tenn.	L, 66-54
Jan. 29, 2011	Murray, Ky.	L, 92-75
Dec. 21, 2011	Murray, Ky.	L, 78-54
Feb. 4, 2012	Martin, Tenn.	L, 65-58

## Skyhawks vs. Austin Peay

Austin Peay leads 54-17

Home: 11-20	Away: 5-30	Neutral: 0-1
1959-60	N/A	L, 75-50
1959-60	N/A	L, 78-75
Dec. 5, 1960	Clarksville, Tenn.	W, 73-72
Feb. 11, 1961	Martin, Tenn.	L, 95-86
1960-61	N/A	L, 82-75
1961-62	Clarksville, Tenn.	L, 82-79
1961-62	Martin, Tenn.	L, 80-76
1961-62	N/A	W, 74-65
Jan. 31, 1963	Martin, Tenn.	W, 82-74
Feb. 7, 1963	Clarksville, Tenn.	L, 74-57
1963-64	Clarksville, Tenn.	L, 89-65
Feb. 10, 1964	Martin, Tenn.	L, 82-68
Dec. 9, 1964	Martin, Tenn.	W, 58-48
Jan. 28, 1965	Clarksville, Tenn.	L, 70-69
1965-66	Clarksville, Tenn.	L, 99-84
1965-66	Martin, Tenn.	W, 107-86
Jan. 4, 1967	Clarksville, Tenn.	L, 77-66
Jan. 19, 1967	Martin, Tenn.	L, 74-71
Dec. 5, 1968	Clarksville, Tenn.	L, 76-70
Jan. 17, 1969	Martin, Tenn.	L, 68-64
Dec. 4, 1968	Clarksville, Tenn.	L, 84-64
Dec. 18, 1968	Martin, Tenn.	L, 95-73
Dec. 3, 1969	Clarksville, Tenn.	L, 118-98
Jan. 14, 1970	Martin, Tenn.	W, 89-87
Dec. 5, 1970	Clarksville, Tenn.	L, 97-83
Dec. 1, 1971	Clarksville, Tenn.	L, 89-76
Feb. 3, 1972	Martin, Tenn.	W, 78-77
Dec. 11, 1980	Clarksville, Tenn.	L, 86-75
Dec. 20, 1986	Clarksville, Tenn.	W, 91-87
Dec. 12, 1987	Martin, Tenn.	L, 65-63
Feb. 18, 1992	Clarksville, Tenn.	L, 71-64
Jan. 23, 1993	Clarksville, Tenn.	W, 74-71
Feb. 13, 1993	Martin, Tenn.	L, 61-59
Feb. 5, 1994	Martin, Tenn.	L, 79-64
Feb. 16, 1994	Clarksville, Tenn.	L, 93-80
Feb. 4, 1995	Clarksville, Tenn.	L, 74-59
Feb. 16, 1995	Martin, Tenn.	W, 64-55
Jan. 29, 1996	Clarksville, Tenn.	W, 91-83
Feb. 24, 1996	Martin, Tenn.	W, 67-64
Jan. 13, 1997	Martin, Tenn.	L, 64-52
Feb. 8, 1997	Clarksville, Tenn.	L, 92-75
Jan. 24, 1998	Clarksville, Tenn.	L, 85-51
Feb. 21, 1998	Martin, Tenn.	L, 65-41
Jan. 21, 1999	Martin, Tenn.	W, 70-69
Feb. 18, 1999	Clarksville, Tenn.	L, 77-63
Dec. 11, 1999	Clarksville, Tenn.	L, 64-53
Feb. 8, 2000	Martin, Tenn.	L, 81-58
Jan. 15, 2001	Martin, Tenn.	W, 76-74
Feb. 22, 2001	Clarksville, Tenn.	L, 90-74
Jan. 10, 2002	Clarksville, Tenn.	L, 71-65
Jan. 31, 2002	Martin, Tenn.	L, 69-68 (OT)
Feb. 26, 2002	*Clarksville, Tenn.	L, 72-69
Jan. 9, 2003	Martin, Tenn.	W, 66-64
Jan. 27, 2003	Clarksville, Tenn.	L, 64-56
Feb. 12, 2004	Clarksville, Tenn.	L, 79-55
Feb. 10, 2005	Martin, Tenn.	L, 67-63 (OT)
Jan. 2, 2006	Martin, Tenn.	W, 84-75
Jan. 19, 2006	Clarksville, Tenn.	L, 96-88
Jan. 2, 2007	Clarksville, Tenn.	L, 74-61
Jan. 18, 2007	Martin, Tenn.	L, 75-60
Jan. 3, 2008	Martin, Tenn.	L, 90-85 (OT)
Jan. 17, 2008	Clarksville, Tenn.	L, 86-71
March 7, 2008	*Nashville, Tenn.	L, 78-77
Jan. 8, 2009	Martin, Tenn.	L, 85-76
Feb. 5, 2009	Clarksville, Tenn.	W, 87-82 (OT)

Jan. 7, 2010	Clarksville, Tenn.	L, 90-72
Feb. 4, 2010	Martin, Tenn.	L, 74-69
Jan. 10, 2011	Martin, Tenn.	L, 71-61
Feb. 3, 2011	Clarksville, Tenn.	L, 82-53
Jan. 28, 2012	Clarksville, Tenn.	L, 92-73
Feb. 23, 2012	Martin, Tenn.	L, 85-67

## Skyhawks vs. Tennessee State

Tennessee State leads 31-22

Home: 12-13	Away: 9-18	Neutral: 1-0
Dec. 5, 1966	Nashville, Tenn.	L, 64-51
Dec. 8, 1976	Nashville, Tenn.	W, 51-49
Feb. 8, 1977	Martin, Tenn.	W, 65-63
Dec. 3, 1977	Nashville, Tenn.	L, 83-53
Jan. 4, 1978	Martin, Tenn.	W, 66-58
Jan. 3, 1979	Martin, Tenn.	L, 68-56
Jan. 15, 1979	Nashville, Tenn.	L, 83-67
Jan. 14, 1980	Nashville, Tenn.	L, 92-72
Feb. 6, 1980	Martin, Tenn.	L, 83-76
Dec. 22, 1980	Nashville, Tenn.	L, 62-58
Jan. 20, 1981	Martin, Tenn.	W, 68-67
Jan. 23, 1992	Nashville, Tenn.	L, 66-49
Jan. 25, 1993	Nashville, Tenn.	L, 85-67
Feb. 15, 1993	Martin, Tenn.	L, 79-70
Feb. 2, 1994	Nashville, Tenn.	L, 94-79
Feb. 9, 1994	Martin, Tenn.	L, 93-80
Jan. 7, 1995	Nashville, Tenn.	L, 78-66
Feb. 8, 1995	Martin, Tenn.	L, 87-74
Jan. 8, 1996	Nashville, Tenn.	L, 83-78
Feb. 3, 1996	Martin, Tenn.	W, 71-67
Jan. 11, 1997	Martin, Tenn.	W, 65-54
Feb. 10, 1997	Nashville, Tenn.	L, 86-84 (2OT)
Jan. 22, 1998	Nashville, Tenn.	L, 74-70
Feb. 19, 1998	Martin, Tenn.	L, 68-53
Jan. 23, 1999	Martin, Tenn.	L, 67-56
Feb. 20, 1999	Nashville, Tenn.	L, 66-57
Jan. 18, 2000	Martin, Tenn.	W, 75-59
Feb. 21, 2000	Nashville, Tenn.	L, 74-71
Jan. 25, 2001	Martin, Tenn.	L, 93-76
Feb. 6, 2001	Nashville, Tenn.	W, 93-77
Jan. 12, 2002	Nashville, Tenn.	W, 91-79
Feb. 7, 2002	Martin, Tenn.	W, 84-78
Jan. 11, 2003	Martin, Tenn.	W, 106-86
Feb. 6, 2003	Nashville, Tenn.	W, 95-75
Jan. 22, 2004	Nashville, Tenn.	W, 78-69
Feb. 21, 2004	Martin, Tenn.	L, 81-72
Jan. 20, 2005	Martin, Tenn.	L, 92-76
Feb. 19, 2005	Nashville, Tenn.	W, 74-68
Jan. 7, 2006	Nashville, Tenn.	L, 85-82
Feb. 9, 2006	Martin, Tenn.	W, 71-68
Jan. 6, 2007	Martin, Tenn.	W, 73-65
Feb. 6, 2007	Nashville, Tenn.	W, 76-74
Jan. 7, 2008	Nashville, Tenn.	W, 75-74
Feb. 7, 2008	Martin, Tenn.	W, 91-80
Jan. 10, 2009	Martin, Tenn.	W, 78-65
Feb. 7, 2009	Nashville, Tenn.	W, 100-73
Jan. 9, 2010	Nashville, Tenn.	L, 73-59
Feb. 6, 2010	Martin, Tenn.	L, 74-68
Jan. 8, 2011	Martin, Tenn.	L, 67-64
Feb. 5, 2011	Nashville, Tenn.	L, 56-47
March 2, 2011	*Nashville, Tenn.	W, 68-64
Dec. 29, 2011	Nashville, Tenn.	L, 83-67
Jan. 26, 2012	Martin, Tenn.	L, 72-59

## Skyhawks vs. Belmont

UT Martin leads 20-11

Home: 11-2	Away: 5-7	Neutral: 0-0
1953-54	N/A	W, 83-81
1953-54	N/A	L, 67-60
1957-58	N/A	W, 82-75
1958-59	N/A	W, 83-61
1959-60	N/A	W, 72-67
1959-60	N/A	L, 62-60
Jan. 28, 1961	Nashville, Tenn.	L, 76-74
Feb. 18, 1961	Martin, Tenn.	W, 87-86
1961-62	Nashville, Tenn.	W, 84-64
1961-62	Martin, Tenn.	W, 68-57
Jan. 21, 1963	Martin, Tenn.	W, 83-61



# RESULTS VS. OPPONENTS

Feb. 2, 1963	Nashville, Tenn.	W, 99-81
Jan. 18, 1964	Nashville, Tenn.	L, 71-68
Feb. 1, 1964	Martin, Tenn.	W, 81-74
Jan. 9, 1965	Martin, Tenn.	L, 61-56
Feb. 8, 1965	Nashville, Tenn.	L, 86-72
1965-66	Nashville, Tenn.	W, 68-63
1965-66	Martin, Tenn.	W, 86-66
Dec. 15, 1966	Nashville, Tenn.	W, 87-79
Feb. 11, 1967	Martin, Tenn.	W, 78-60
Jan. 27, 1968	Martin, Tenn.	W, 85-59
Feb. 10, 1968	Nashville, Tenn.	L, 68-62
Jan. 24, 1969	Nashville, Tenn.	W, 75-68
Feb. 8, 1969	Martin, Tenn.	W, 102-71
Jan. 24, 1970	Martin, Tenn.	W, 119-75
Feb. 7, 1970	Nashville, Tenn.	L, 79-77
Jan. 16, 1971	Nashville, Tenn.	L, 71-70
Jan. 30, 1971	Martin, Tenn.	L, 84-80
Feb. 15, 1971	*Nashville, Tenn.	L, 74-52
Dec. 15, 1984	Martin, Tenn.	W, 105-64
Dec. 10, 1987	Martin, Tenn.	W, 122-98

## Skyhawks vs. Morehead State

Morehead State leads 29-13

Home: 9-10	Away: 4-17	Neutral: 0-2
Dec. 16, 1991	Morehead, Ky.	L, 90-76
Feb. 1, 1993	Morehead, Ky.	L, 77-74
March 1, 1993	Martin, Tenn.	W, 89-86
Dec. 11, 1993	Champaign, Ill.	L, 82-77
Jan. 13, 1994	Martin, Tenn.	L, 70-66
Feb. 19, 1994	Morehead, Ky.	L, 101-98 (OT)
Jan. 26, 1995	Morehead, Ky.	L, 78-70
Feb. 20, 1995	Martin, Tenn.	W, 71-64
Jan. 13, 1996	Martin, Tenn.	W, 74-62
Feb. 12, 1996	Morehead, Ky.	W, 77-67
Jan. 18, 1997	Morehead, Ky.	L, 72-62
Feb. 17, 1997	Martin, Tenn.	W, 100-85
Dec. 4, 1997	Martin, Tenn.	W, 77-66
Jan. 13, 1998	Morehead, Ky.	W, 68-66 (OT)
Dec. 5, 1998	Morehead, Ky.	L, 74-64
Feb. 2, 1999	Martin, Tenn.	L, 85-69
Jan. 20, 2000	Morehead, Ky.	W, 79-62
Feb. 17, 2000	Martin, Tenn.	W, 69-68
Jan. 20, 2001	Martin, Tenn.	L, 63-61
Feb. 17, 2001	Morehead, Ky.	L, 86-77
Jan. 26, 2002	Morehead, Ky.	L, 89-88
Feb. 21, 2002	Martin, Tenn.	L, 84-72
Jan. 25, 2003	Martin, Tenn.	L, 83-60
Feb. 20, 2003	Morehead, Ky.	L, 104-76
Jan. 10, 2004	Morehead, Ky.	L, 70-68
Jan. 29, 2004	Martin, Tenn.	W, 72-64
Jan. 8, 2005	Martin, Tenn.	L, 81-73
Jan. 27, 2005	Morehead, Ky.	L, 75-69
Dec. 19, 2005	Morehead, Ky.	W, 80-67
Jan. 14, 2006	Martin, Tenn.	W, 71-66 (OT)
Dec. 18, 2006	Martin, Tenn.	L, 56-55
Jan. 13, 2007	Morehead, Ky.	L, 70-48
Dec. 17, 2007	Morehead, Ky.	L, 80-75
Jan. 12, 2008	Martin, Tenn.	L, 81-79
Dec. 4, 2008	Morehead, Ky.	L, 80-71
Feb. 28, 2009	Martin, Tenn.	W, 79-65
March 6, 2009	*Nashville, Tenn.	L, 63-55
Dec. 3, 2009	Martin, Tenn.	L, 74-66
Feb. 27, 2010	Morehead, Ky.	L, 73-63
Dec. 2, 2010	Morehead, Ky.	L, 70-49
Feb. 26, 2011	Martin, Tenn.	L, 77-64
Jan. 21, 2012	Morehead, Ky.	L, 62-56

## Skyhawks vs. Eastern Illinois

Series is tied 17-17

Home: 11-6	Away: 6-11	Neutral: 0-0
Dec. 3, 1994	Charleston, Ill.	L, 75-52
Feb. 2, 1995	Martin, Tenn.	L, 63-50
Jan. 30, 1997	Charleston, Ill.	W, 71-68
Feb. 13, 1997	Martin, Tenn.	W, 83-53
Jan. 17, 1998	Martin, Tenn.	L, 70-65 (OT)
Feb. 14, 1998	Charleston, Ill.	L, 95-83
Jan. 14, 1999	Charleston, Ill.	W, 83-75
Feb. 11, 1999	Martin, Tenn.	W, 87-81

Jan. 15, 2000	Martin, Tenn.	W, 74-65
Feb. 12, 2000	Charleston, Ill.	L, 82-75
Jan. 11, 2001	Charleston, Ill.	L, 80-68
Feb. 8, 2001	Martin, Tenn.	W, 85-71
Jan. 19, 2002	Martin, Tenn.	W, 81-79 (OT)
Feb. 16, 2002	Charleston, Ill.	W, 68-62
Jan. 18, 2003	Charleston, Ill.	L, 68-60
Feb. 15, 2003	Martin, Tenn.	L, 85-84
Feb. 7, 2004	Charleston, Ill.	L, 83-79 (OT)
Feb. 26, 2004	Martin, Tenn.	W, 77-73
Feb. 5, 2005	Martin, Tenn.	L, 96-91 (OT)
Feb. 24, 2005	Charleston, Ill.	L, 72-68
Jan. 12, 2006	Charleston, Ill.	L, 80-70 (OT)
Feb. 11, 2006	Martin, Tenn.	W, 85-61
Jan. 11, 2007	Martin, Tenn.	W, 67-43
Feb. 10, 2007	Charleston, Ill.	L, 74-59
Jan. 10, 2008	Charleston, Ill.	W, 69-63
Feb. 9, 2008	Martin, Tenn.	W, 73-62
Jan. 24, 2009	Martin, Tenn.	W, 65-51
Feb. 18, 2009	Charleston, Ill.	W, 76-60
Jan. 23, 2010	Charleston, Ill.	L, 60-46
Feb. 16, 2010	Martin, Tenn.	L, 83-68
Jan. 22, 2011	Martin, Tenn.	W, 63-62
Feb. 15, 2011	Charleston, Ill.	W, 73-54
Jan. 12, 2012	Charleston, Ill.	L, 68-55
Feb. 11, 2012	Martin, Tenn.	L, 74-71

## Skyhawks vs. SIU Edwardsville

SIU Edwardsville leads 4-3

Home: 2-2	Away: 1-2	Neutral: 0-0
Dec. 18, 1970	Edwardsville, Ill.	L, 85-75
Jan. 1, 1971	Martin, Tenn.	L, 103-76
Jan. 27, 1992	Martin, Tenn.	W, 90-87
Feb. 22, 1992	Edwardsville, Ill.	L, 70-57
Jan. 25, 2010	Martin, Tenn.	W, 68-52
Jan. 24, 2011	Edwardsville, Ill.	W, 78-69
Jan. 7, 2012	Martin, Tenn.	L, 69-65

## Skyhawks vs. Eastern Kentucky

Eastern Kentucky leads 25-15

Home: 11-8	Away: 4-17	Neutral: 0-0
Feb. 1, 1992	Richmond, Ky.	L, 77-62
Jan. 30, 1993	Richmond, Ky.	L, 64-58
Feb. 27, 1993	Martin, Tenn.	L, 66-56
Jan. 15, 1994	Martin, Tenn.	L, 70-54
Feb. 21, 1994	Richmond, Ky.	L, 97-75
Jan. 28, 1995	Richmond, Ky.	L, 92-78
Feb. 18, 1995	Martin, Tenn.	W, 85-79
Jan. 15, 1996	Martin, Tenn.	L, 60-59
Feb. 10, 1996	Richmond, Ky.	L, 77-74
Jan. 20, 1997	Richmond, Ky.	W, 70-55
Feb. 15, 1997	Martin, Tenn.	W, 77-66
Dec. 6, 1997	Martin, Tenn.	W, 67-64
Feb. 3, 1998	Richmond, Ky.	L, 83-77
Dec. 3, 1998	Richmond, Ky.	W, 74-63
Jan. 12, 1999	Martin, Tenn.	L, 64-60
Jan. 22, 2000	Richmond, Ky.	W, 82-74
Feb. 19, 2000	Martin, Tenn.	W, 82-75
Jan. 18, 2001	Martin, Tenn.	W, 71-60
Feb. 15, 2001	Richmond, Ky.	L, 75-62
Jan. 24, 2002	Richmond, Ky.	L, 108-100 (OT)
Feb. 23, 2002	Martin, Tenn.	W, 82-77
Jan. 23, 2003	Martin, Tenn.	W, 85-75
Feb. 22, 2003	Richmond, Ky.	W, 78-70
Jan. 8, 2004	Richmond, Ky.	L, 72-68
Jan. 31, 2004	Martin, Tenn.	W, 76-74
Jan. 6, 2005	Martin, Tenn.	L, 71-67
Jan. 29, 2005	Richmond, Ky.	L, 95-71
Dec. 21, 2005	Richmond, Ky.	L, 75-61
Jan. 30, 2006	Martin, Tenn.	W, 90-83
Dec. 20, 2006	Martin, Tenn.	L, 82-69
Jan. 29, 2007	Richmond, Ky.	L, 94-57
Dec. 19, 2007	Richmond, Ky.	L, 70-51
Jan. 29, 2008	Martin, Tenn.	L, 74-60
Dec. 6, 2008	Richmond, Ky.	L, 78-75
Feb. 26, 2009	Martin, Tenn.	W, 74-55
Dec. 5, 2009	Martin, Tenn.	L, 85-74
Feb. 25, 2010	Richmond, Ky.	L, 84-60

Dec. 4, 2010	Richmond, Ky.	L, 77-69
Feb. 24, 2011	Martin, Tenn.	W, 78-70
Jan. 19, 2012	Richmond, Ky.	L, 86-78 (2OT)

## Skyhawks vs. Tennessee Tech

Tennessee Tech leads 34-10

Home: 6-14	Away: 4-19	Neutral: 0-1
Dec. 14, 1968	Cookeville, Tenn.	L, 100-69
Dec. 6, 1982	Cookeville, Tenn.	L, 102-89
Feb. 3, 1992	Cookeville, Tenn.	L, 99-81
Jan. 16, 1993	Martin, Tenn.	L, 81-76
Feb. 6, 1993	Cookeville, Tenn.	L, 87-70
Jan. 10, 1994	Cookeville, Tenn.	L, 70-62
Feb. 7, 1994	Martin, Tenn.	W, 95-86
Jan. 9, 1995	Martin, Tenn.	L, 81-80
Feb. 6, 1995	Cookeville, Tenn.	L, 74-59
Jan. 6, 1996	Cookeville, Tenn.	W, 78-74
Feb. 5, 1996	Martin, Tenn.	W, 75-71
Jan. 16, 1997	Cookeville, Tenn.	L, 70-59
Jan. 25, 1997	Martin, Tenn.	L, 64-62 (OT)
Jan. 3, 1998	Cookeville, Tenn.	W, 82-69
Jan. 29, 1998	Martin, Tenn.	L, 65-63
Jan. 4, 1999	Martin, Tenn.	L, 56-46
Jan. 30, 1999	Cookeville, Tenn.	L, 75-59
Jan. 27, 2000	Martin, Tenn.	L, 82-74
Feb. 24, 2000	Cookeville, Tenn.	L, 81-65
Jan. 27, 2001	Cookeville, Tenn.	L, 92-84
Feb. 24, 2001	Martin, Tenn.	L, 66-59
Feb. 27, 2001	*Cookeville, Tenn.	L, 69-58
Jan. 21, 2002	Cookeville, Tenn.	L, 83-75
Feb. 9, 2002	Martin, Tenn.	L, 75-68
Jan. 20, 2003	Martin, Tenn.	L, 82-77
Feb. 8, 2003	Cookeville, Tenn.	L, 87-77
March 4, 2003	*Cookeville, Tenn.	L, 76-62
Feb. 14, 2004	Cookeville, Tenn.	L, 64-61
Feb. 12, 2005	Martin, Tenn.	W, 59-56
Feb. 2, 2006	Martin, Tenn.	W, 88-78
Feb. 16, 2006	Cookeville, Tenn.	L, 74-72
Feb. 1, 2007	Cookeville, Tenn.	L, 82-74
Feb. 12, 2007	Martin, Tenn.	L, 65-61
Jan. 31, 2008	Martin, Tenn.	L, 100-95
Feb. 14, 2008	Cookeville, Tenn.	W, 82-79
Jan. 15, 2009	Cookeville, Tenn.	W, 83-72
Feb. 14, 2009	Martin, Tenn.	W, 71-62
March 3, 2009	*Martin, Tenn.	W, 93-75
Jan. 14, 2010	Martin, Tenn.	L, 76-63
Feb. 13, 2010	Cookeville, Tenn.	L, 70-61
Jan. 13, 2011	Cookeville, Tenn.	L, 109-105 (3OT)
Feb. 12, 2011	Martin, Tenn.	L, 85-71
March 3, 2011	*Nashville, Tenn.	L, 83-59
Dec. 31, 2011	Martin, Tenn.	L, 85-62

## Skyhawks in Sears BracketBusters

UT Martin trails 4-3

Home: 1-2	Away: 2-2	Neutral: 0-0
Feb. 18, 2006	at Evansville	W, 69-62
Feb. 17, 2007	vs. Saint Peter's	W, 59-58
Feb. 23, 2008	at Elon	W, 81-77
Feb. 21, 2009	vs. Missouri State	L, 79-77
Feb. 20, 2010	at Ball State	L, 68-52
Feb. 19, 2011	vs. Bradley	L, 81-75
Feb. 18, 2012	at Southeastern La.	L, 64-48

## Skyhawks in OVC Tournament

UT Martin trails 7-2

Home: 2-0	Away: 0-5	Neutral: 0-2
Feb. 29, 2000	at Southeast Missouri	L, 76-74
Feb. 27, 2001	at Tennessee Tech	L, 69-58
Feb. 26, 2002	at Austin Peay	L, 72-69
March 4, 2003	at Tennessee Tech	L, 76-62
Feb. 28, 2006	at Murray State	L, 65-52
March 4, 2008	vs. Samford	W, 101-94 (3OT)
March 7, 2008	Austin Peay (Nashville)	L, 78-77
March 3, 2009	vs. Tennessee Tech	W, 93-75
March 6, 2009	Morehead State (Nashville)	L, 63-55
March 2, 2011	Tennessee State (Nashville)	W, 68-64
March 3, 2011	Tennessee Tech (Nashville)	L, 83-59



# OVC SCHEDULE

## Friday, November 9

1-Morehead State at LIU Brooklyn, 4:45 p.m. (ESPN3)  
2-Cincinnati Christian at Eastern Kentucky, 6:30 p.m.  
Belmont at Lipscomb, 6:30 p.m. (ESPN3)  
Samford at Austin Peay, 7:00 p.m.  
Reinhardt at Jacksonville State, 7:00 p.m.  
3-Southeast Missouri at Kansas, 7:00 p.m. (ESPN3)  
UT Martin at Arkansas-Little Rock, 7:00 p.m.  
Eastern Illinois at Bradley, 7:00 OR 8:00 p.m.  
Brescia at Murray State, 7:30 p.m.  
Tennessee State at BYU, 8:00 p.m. (BYUtv)

## Saturday, November 10

SIUE at Missouri, 3:00 p.m. (ESPN3)  
Crowley's Ridge at Tennessee Tech, 8:00 p.m.

## Sunday, November 11

UT Martin at Cincinnati, 1:00 p.m. (FOX Sports Ohio)  
Eastern Michigan at Jacksonville State, 2:00 p.m.

## Monday, November 12

1-Morehead State at Maryland, 7:00 p.m. (ESPN3)  
Lyon College at Southeast Missouri, 7:00 p.m.

## Tuesday, November 13

4-Austin Peay at Western Kentucky, 7:00 p.m.  
Maryville (Mo.) at Belmont, 7:00 p.m.  
Wright State at Eastern Illinois, 7:00 p.m.  
Tennessee State at South Dakota State, 7:00 p.m.

## Wednesday, November 14

Western Illinois at SIUE, 7:00 p.m.  
Fontbonne at UT Martin, 7:00 p.m.

## Thursday, November 15

Alice Lloyd at Morehead State, 6:00 p.m.  
McNeese State at Southeast Missouri, 7:00 p.m.  
5-Murray State vs. Auburn, 7:00 p.m. (Charleston, S.C.) (ESPN3)  
Alabama A&M at Jacksonville State, 7:00 p.m.  
Coastal Carolina at Tennessee Tech, 7:00 p.m.  
Tennessee State at Minnesota, 7:00 p.m. (ESPN3)

## Friday, November 16

5-Murray St. vs. St. John's/Charleston, 4:30/6:30 pm (Charleston, S.C.)  
2-Kennesaw State at Eastern Kentucky, 5:00 p.m.  
6-Eastern Illinois at Eastern Michigan, 6:00 p.m.  
Arkansas State at UT Martin, 7:00 p.m.

## Saturday, November 17

4-Austin Peay at DePaul, 1:00 p.m.  
Tennessee Tech at East Tennessee State, 3:00 p.m.  
6-Eastern Illinois vs. Texas-Pan American, 3:30 p.m. (Ypsilanti, Mich.)  
2-Towson at Eastern Kentucky, 5:00 p.m.  
Jacksonville State at UNLV, 9:00 p.m.

## Sunday, November 18

1-Lafayette at Morehead State, 1:00 p.m.  
3-Southeast Missouri at Chattanooga, 2:00 p.m.  
6-Eastern Illinois vs. IPFW, 3:00 p.m. (Ypsilanti, Mich.)  
2-Radford at Eastern Kentucky, 4:00 p.m.  
Belmont at Stanford, 8:00 p.m. (Pac-12 Network)  
5-Murray State vs. TBD, TBA (Charleston, S.C.)

## Monday, November 19

7-Tennessee State vs. South Alabama, 3:00 p.m. (Atlanta, Ga.)  
3-Southeast Missouri vs. Louisiana Tech, 4 p.m. (Chattanooga, Tenn.)  
Jacksonville State at Oregon, 10:00 p.m. (Pac-12 Network)

## Tuesday, November 20

4-Austin Peay vs. Western Carolina, 12:30 p.m. (Cancun, Mexico)  
Southeast Missouri vs. Troy, 4:00 p.m. (Chattanooga, Tenn.)  
7-Tennessee State at Georgia State, 6:00 p.m.  
Southern Illinois at SIUE, 7:00 p.m.  
Lyon College at UT Martin, 7:00 p.m.  
Evansville at Tennessee Tech, 7:30 p.m.

## Wednesday, November 21

7-Tennessee State vs. Monmouth, 11:00 a.m. (Atlanta, Ga.)  
4-Austin Peay vs. Howard/Gardner-Webb, 12:30/3pm (Cancun, Mexico)  
Rochester College at Eastern Illinois, 1:00 p.m.  
1-Morehead State at Kentucky, 6:00 p.m. (FOX Sports South)

## Thursday, November 22

8-Belmont at Alaska Anchorage, 1:00 a.m. (CBS Sports Network)

## Friday, November 23

9-Jacksonville State vs. Northern Arizona, 2:30 p.m. (Las Vegas, Nev.)  
8-Belmont vs. UC Riverside/Northeastern, TBD (Anchorage, Alaska)

## Saturday, November 24

UT Martin at Bradley, 1:00 p.m.  
Houston Baptist at Eastern Illinois, 2:00 p.m.  
SIUE at Texas-Pan American, 2:00 p.m.  
Southeast Missouri at Illinois-Chicago, 3:00 p.m.  
Norfolk State at Eastern Kentucky, 6:00 p.m.  
Old Dominion at Murray State, 7:00 p.m. (ESPN3)  
8-Belmont vs. TBD, TBD (Anchorage, Alaska) (CBSSN)  
9-Jacksonville State vs. Campbell/N.C. A&T, TBA (Las Vegas, Nev.)

## Monday, November 26

Norfolk State at Morehead State, 6:00 p.m.  
Murray State at Lipscomb, 6:30 p.m.  
Hannibal-LaGrange at Southeast Missouri, 7:00 p.m.  
Fisk at Tennessee State, 8:00 p.m.

## Wednesday, November 28

Delaware State at Eastern Kentucky, 6:00 p.m.  
Morehead State at Marshall, 6:00 p.m.  
Central Arkansas at Eastern Illinois, 7:00 p.m.  
Tennessee Tech at Loyola (Chicago), 7:00 p.m.  
Berea at Austin Peay, 7:00 p.m.

## Thursday, November 29

Southeast Missouri at New Orleans, 6:00 p.m.  
UT Martin at Memphis, 7:00 p.m. (FOX Sports South/SportSouth)

## Friday, November 30

Tennessee Tech at Lipscomb, 7:00 p.m.

## Saturday, December 1

Morehead State at Wright State, 1:00 p.m.  
Eastern Illinois at Stony Brook, 1:00 p.m.  
Chicago State at SIUE, 2:00 p.m.  
Jacksonville State at Alcorn State, 3:00 p.m.  
Southeast Missouri at Southeastern Louisiana, 4:00 p.m.  
Kennesaw State at UT Martin, 6:00 p.m.  
Belmont at VCU, 6:00 p.m. (Comcast Mid-Atlantic/CSS)  
Western Carolina at Eastern Kentucky, 6:30 p.m.  
Tennessee State at Alabama A&M, 7:00 p.m.  
Fairfield at Austin Peay, 7:30 p.m.

## Sunday, December 3

Berea (Ky.) at Tennessee Tech, 7:00 p.m.

## Tuesday, December 4

Eastern Kentucky at North Carolina Central, 6:00 p.m.  
Lipscomb at Belmont, 6:00 p.m. (CSS/ESPN3)



# OVC SCHEDULE

Bethel at Murray State, 7:00 p.m.  
Drexel at Tennessee State, 7:00 p.m.  
Southeast Missouri at Missouri, 7:00 p.m.

## Wednesday, December 5

North Dakota State at Morehead State, 6:00 p.m.  
UT Martin at Central Arkansas, 7:00 p.m.  
Western Illinois at Eastern Illinois, 7:00 p.m.  
SIUE at Northern Illinois, 7:00 p.m.  
Oakland City at Austin Peay, 7:00 p.m.  
Alcorn State at Tennessee State, 7:00 p.m.

## Thursday, December 6

Green Bay at Tennessee Tech, 7:30 p.m.

## Saturday, December 8

Austin Peay at Memphis, 12:00 p.m. (CSS)  
Indiana State at Morehead State, 1:00 p.m.  
Murray State at Evansville, 1:05 p.m.  
Tennessee State at Missouri, 2:00 p.m.  
Central Arkansas at Southeast Missouri, 5:30 p.m.  
Toledo at Eastern Illinois, 6:00 p.m.  
Eastern Kentucky at Chattanooga, 6:00 p.m.  
Tennessee Tech at Gardner-Webb, 6:00 p.m.  
UT Martin at Lipscomb, 6:30 p.m.  
SIUE at Western Illinois, 7:00 p.m.

## Tuesday, December 11

Martin Methodist at Jacksonville State, 7:00 p.m.

## Thursday, December 13

Middle Tennessee at Belmont, 6:00 p.m. (CSS/ESPN3)

## Saturday, December 15

Belmont at Kansas, 6:00 p.m. (ESPNU)  
Jacksonville State at Presbyterian, 6:00 p.m.  
Tennessee Tech at Milwaukee, 7:00 p.m.  
UT Martin at Saint Louis, 7:00 p.m.

## Sunday, December 16

Western Kentucky at Murray State, 2:00 p.m.  
Austin Peay at Arkansas State, 2:05 p.m.  
LeMoyne-Owen at Tennessee State, 4:00 p.m.  
Eastern Kentucky at Illinois, 5:00 p.m. (ESPNU)

## Monday, December 17

Eureka at SIUE, 7:00 p.m.

## Tuesday, December 18

Tennessee Tech at Auburn, 7:00 p.m.  
Tennessee State at Middle Tennessee, 7:00 p.m.  
Lipscomb at Austin Peay, 7:00 p.m.  
Jacksonville State at Nebraska, 8:00 p.m.

## Wednesday, December 19

Eastern Kentucky at North Carolina A&T, 6:00 p.m.  
South Dakota State at Belmont, 7:00 p.m.  
Robert Morris-Springfield at SIUE, 7:00 p.m.  
Morehead State at South Dakota, 7:00 p.m.  
New Orleans at Southeast Missouri, 7:00 p.m.  
Samford at UT Martin, 7:00 p.m.  
Eastern Illinois at Saint Louis, 7:00 p.m. (FOX Sports Midwest)  
Murray State at Arkansas State, 7:35 p.m.

## Friday, December 21

Eastern Kentucky at High Point, 6:00 p.m.  
Morehead State at North Dakota State, 7:00 p.m.  
USC Upstate at Tennessee State, 7:00 p.m.

## Saturday, December 22

Murray State at Dayton, 11:00 a.m. (CBS Sports Network)  
Tennessee Tech at Oklahoma State, 12:00 p.m.  
Southeast Missouri at UMKC, 12:05 p.m.  
Austin Peay at Illinois State, 2:00 p.m.  
Eastern Illinois at Drake, 2:00 p.m.

## Friday, December 28

10-Austin Peay vs. Utah Valley, 3:30 p.m. (Chattanooga, Tenn.)  
Southern Miss at Morehead State, 6:30 p.m.  
SIUE at Saint Louis, 7:00 p.m. (FOX Sports Midwest)  
11-Belmont vs. Boston University, 8:30 p.m. (Orlando, Fla.)

## Saturday, December 29

\*UT Martin at Southeast Missouri, 12:00 p.m.  
Valparaiso at Murray State, 2:00 p.m. (ESPN3)  
10-Austin Peay vs. Chattanooga/High Point, 3:30/6 (Chattanooga, TN)  
\*Tennessee Tech at Jacksonville State, 4:30 p.m.  
\*Eastern Illinois at Tennessee State, 7:30 p.m.  
11-Belmont vs. UCF/Howard, TBA (Orlando, Fla.)

## Sunday, December 30

Union (Ky.) at Morehead State, 1:00 p.m.  
Eastern Kentucky at West Virginia, 3:00 p.m. (Root Sports)

## Monday, December 31

\*Jacksonville State at UT Martin, 7:30 p.m.

## Thursday, January 3

\*Eastern Illinois at Eastern Kentucky, 6:00 p.m.  
\*SIUE at Morehead State, 6:00 p.m.  
\*Austin Peay at Southeast Missouri, 7:00 p.m.  
\*Murray State at UT Martin, 7:00 p.m.  
\*Tennessee State at Tennessee Tech, 7:00 p.m.  
\*Belmont at Jacksonville State, 7:00 p.m.

## Saturday, January 5

\*Tennessee State at Jacksonville State, 4:30 p.m.  
\*Murray State at Southeast Missouri, 5:00 p.m. (ESPNU)  
\*Austin Peay at UT Martin, 6:00 p.m.  
\*SIUE at Eastern Kentucky, 6:00 p.m.  
\*Eastern Illinois at Morehead State, 6:30 p.m.  
\*Belmont at Tennessee Tech, 7:30 p.m.

## Wednesday, January 9

\*Morehead State at Austin Peay, 7:00 p.m.  
\*Eastern Kentucky at Murray State, 7:00 p.m.

## Thursday, January 10

\*Southeast Missouri at Belmont, 7:00 p.m.  
\*Tennessee Tech at Eastern Illinois, 7:00 p.m.  
\*Jacksonville State at SIUE, 7:00 p.m.  
\*UT Martin at Tennessee State, 7:00 p.m.

## Saturday, January 12

\*UT Martin at Belmont, 4:00 p.m.  
\*Morehead State at Eastern Kentucky, 6:00 p.m.  
\*Jacksonville State at Eastern Illinois, 6:00 p.m.  
\*Southeast Missouri at Tennessee State, 7:00 p.m.  
\*Tennessee Tech at SIUE, 7:30 p.m.  
\*Murray State at Austin Peay, 7:30 p.m.

## Thursday, January 17

\*Morehead State at Southeast Missouri, 7:00 p.m.  
\*Eastern Kentucky at Belmont, 7:00 p.m.  
\*SIUE at Austin Peay, 7:00 p.m.  
\*Jacksonville State at Tennessee State, 7:00 p.m.  
\*Eastern Illinois at Murray State, 7:00 p.m.



# OVC SCHEDULE

## Saturday, January 19

- \*Eastern Kentucky at Jacksonville State, 3:30 p.m.
- \*Morehead State at UT Martin, 6:00 p.m.
- \*Tennessee Tech at Southeast Missouri, 7:00 p.m.
- \*Tennessee State at Belmont, 7:00 p.m.
- \*Eastern Illinois at Austin Peay, 7:30 p.m.
- \*SIUE at Murray State, 7:30 p.m.

## Thursday, January 24

- \*Tennessee State at Eastern Kentucky, 6:00 p.m.
- \*Belmont at Morehead State, 6:00 p.m.
- \*Austin Peay at Jacksonville State, 7:00 p.m.
- \*Southeast Missouri at SIUE, 7:00 p.m.
- \*Murray State at Tennessee Tech, 7:00 p.m. (ESPNU)
- \*UT Martin at Eastern Illinois, 7:00 p.m.

## Saturday, January 26

- \*Murray State at Jacksonville State, 4:30 p.m.
- \*Southeast Missouri at Eastern Illinois, 6:00 p.m.
- \*Belmont at Eastern Kentucky, 6:00 p.m.
- \*Tennessee State at Morehead State, 6:30 p.m.
- \*UT Martin at SIUE, 7:00 p.m.
- \*Austin Peay at Tennessee Tech, 7:30 p.m.

## Thursday, January 31

- \*Morehead State at Belmont, 7:00 p.m.
- \*Eastern Kentucky at UT Martin, 7:00 p.m.
- \*Tennessee Tech at Tennessee State, 7:00 p.m.

## Saturday, February 2

- \*Austin Peay at Murray State, 12:00 p.m. (ESPNU)
- \*Morehead State at Jacksonville State, 4:30 p.m.
- \*Eastern Kentucky at Southeast Missouri, 5:30 p.m.
- \*Eastern Illinois at SIUE, 7:00 p.m.
- \*Tennessee Tech at Belmont, 7:30 p.m.

## Tuesday, February 5

- Crowley's Ridge College at Eastern Kentucky, 6:00 p.m.

## Thursday, February 7

- \*SIUE at Southeast Missouri, 7:00 p.m.
- \*Belmont at Murray State, 7:00 p.m. (ESPNU)
- \*Eastern Illinois at UT Martin, 7:00 p.m.
- \*Tennessee State at Austin Peay, 7:00 p.m.

## Saturday, February 9

- \*Eastern Illinois at Southeast Missouri, 5:30 p.m.
- \*SIUE at UT Martin, 6:00 p.m.
- \*Eastern Kentucky at Morehead State, 6:30 p.m.
- \*Tennessee State at Murray State, 7:00 p.m.
- \*Jacksonville State at Tennessee Tech, 7:30 p.m.
- \*Belmont at Austin Peay, 7:30 p.m.

## Thursday, February 14

- \*Belmont at Tennessee State, 6:00 p.m. (ESPNU)
- \*Tennessee Tech at Eastern Kentucky, 6:00 p.m.
- \*Jacksonville State at Morehead State, 6:00 p.m.
- \*Austin Peay at Eastern Illinois, 7:00 p.m.
- \*Murray State at SIUE, 7:00 p.m.

## Saturday, February 16

- \*Jacksonville State at Eastern Kentucky, 6:00 p.m.
- \*Southeast Missouri at UT Martin, 6:00 p.m.
- \*Murray State at Eastern Illinois, 6:00 p.m.
- \*Tennessee Tech at Morehead State, 6:30 p.m.
- \*Austin Peay at SIUE, 7:00 p.m.

## Wednesday, February 20

- \*Murray State at Morehead State, 6:00 p.m.

- \*Austin Peay at Eastern Kentucky, 6:00 p.m.

- \*Tennessee State at SIUE, 7:00 p.m.

- \*Southeast Missouri at Jacksonville State, 7:00 p.m.

## Thursday, February 21

- \*Belmont at Eastern Illinois, 7:00 p.m.

- \*UT Martin at Tennessee Tech, 7:00 p.m.

## Saturday, February 23

12-ESPN Sears BracketBusters

Home Teams: Belmont, Murray State, Southeast Missouri, Tennessee State, Tennessee Tech, UT Martin

Away Teams: Austin Peay, Eastern Illinois, Eastern Kentucky, Jacksonville State, Morehead State, SIUE

## Tuesday, February 26

- Eastern Illinois at Chicago State, 7:00 p.m.

## Wednesday, February 27

- \*SIUE at Belmont, 7:00 p.m.

## Thursday, February 28

- \*Morehead State at Tennessee State, 6:00 p.m. (ESPNU)

- \*Southeast Missouri at Austin Peay, 7:00 p.m.

- \*UT Martin at Murray State, 7:00 p.m.

- \*Eastern Kentucky at Tennessee Tech, 7:30 p.m.

## Saturday, March 2

- \*SIUE at Eastern Illinois, 4:00 p.m.

- \*Jacksonville State at Belmont, 4:00 p.m.

- \*Morehead State at Tennessee Tech, 7:30 p.m.

- \*UT Martin at Austin Peay, 7:30 p.m.

- \*Eastern Kentucky at Tennessee State, 7:30 p.m.

- \*Southeast Missouri at Murray State, 7:30 p.m.

## Wednesday, March 6

13-OVC Tournament First Round, 6:00/8:00 p.m. (OVC Digital Network)  
(Municipal Auditorium - Nashville, Tenn.)

## Thursday, March 7

13-OVC Tournament Quarterfinals, 6:00/8:00 pm (OVC Digital Network)  
(Municipal Auditorium - Nashville, Tenn.)

## Friday, March 8

13-OVC Tournament Semifinal #1, 6:00 p.m. (ESPNU)

OVC Tournament Semifinal #2, 8:00 p.m. (ESPN3)

(Municipal Auditorium - Nashville, Tenn.)

## Saturday, March 9

13-OVC Tournament Championship, 6:00 p.m. (TV: ESPN2)

(Municipal Auditorium - Nashville, Tenn.)

\* - Denotes OVC contest

All Times CENTRAL; dates and times subject to change

## Tournament Key

1 - Barclay's Center Classic (various sites)

2 - Comfort Suites Invitational (Richmond, Ky.)

3 - CBE Classic (campus sites/Chattanooga, Tenn.)

4 - Cancun Challenge (campus sites/Cancun, Mexico)

5 - Charleston Classic (Charleston, S.C.)

6 - EMU Icedman Classic (Ypsilanti, Mich.)

7 - Coaches vs. Cancer Classic (Atlanta, Ga.)

8 - Carrs/Safeway Great Alaska Shootout (Anchorage, Alaska)

9 - Global Sports Tournament (Las Vegas, Nev.)

10 - Dr. Pepper Classic (Chattanooga, Tenn.)

11 - UCF Holiday Classic (Orlando, Fla.)

12 - Sears BracketBusters (various sites)

13 - OVC Tournament (Municipal Auditorium - Nashville, Tenn.)



# 2011-12 SEASON RECAP





# SEASON REVIEW

The 2011-12 University of Tennessee at Martin men's basketball team fought through one of the toughest schedules in program history and a rash of injuries to post a 4-27 overall record and 0-16 Ohio Valley Conference slate.

Of the 16 players on UT Martin's roster in 2011-12, not a single player has more than one year of experience at the Division-I level. That included only one senior - Dane Smith - who had transferred in from Kilgore College before his junior campaign.

Only three players (Smith, Jeremy Washington, Omari Minor) played in all 31 games as the Skyhawks battled injuries throughout the year. As a result, a total of eight players started at least five games during the season.

In nearly one-third of their games (10 of 31) in 2011-12, the Skyhawks faced a team that made it to the postseason. That list included four NCAA Tournament squads (Louisville, Ohio, Lamar, Murray State), two NIT teams (Mississippi State,

Middle Tennessee) and two CIT members (Tennessee Tech and Tennessee State).

According to Jeff Sagarin's December NCAA basketball rankings in USA Today, the Skyhawks had faced the 16th toughest schedule in the nation, which was the best strength of schedule ranking in the OVC.

UT Martin began its season with three road losses against stiff competition before earning its first win of the season (76-59) against Rochester College on Nov. 19, 2011. The Skyhawks then fell to another pair of eventual postseason teams (marking four of the first six games against such squads) until one of the biggest wins in recent memory - a gritty 59-54 triumph on the road at perennial Conference USA powerhouse UAB on Nov. 27. In that game, UT Martin made seven of its first 10 shots and never looked back, trailing for only 30 seconds against the defending C-USA champions.

The Skyhawks then lost four straight before rebounding for their third win of the season in a wild 86-83 decision against Bethel on Dec. 13. After UT Martin hung tough with IPFW (falling 82-76), the Skyhawks began conference play.

Despite its winless record in OVC play, UT Martin was in position for a victory in several league games before the result was a single-digit loss.

UT Martin led for the first 26 minutes of the game against Southeast Missouri on Jan. 5, but Southeast Missouri made a last second layup to win 73-71.

Against SIU Edwardsville on Jan. 7, the Skyhawks were within six points in the latter stages of the second half before falling 69-65.

At Eastern Kentucky on Jan. 19, UT Martin battled back from an 11-point halftime deficit but eventually lost 86-78 in double overtime.

On the road at Morehead State on Jan. 21, the Skyhawks

were down by one point early in the second half but ultimately fell 62-56 to the Eagles.

At Austin Peay on Jan. 28, UT Martin trailed by just three points with under six minutes left to play before the Governors ended the game on a 19-3 run.

The Skyhawks led for part of the first half against Jacksonville State on Feb. 2 and trailed by only two points at the half, but the Gamecocks went on a pair of runs in the second half to secure the 85-74 win.

Against No. 9 Murray State on Feb. 4, the Skyhawks trailed by just six points with four minutes left before the Racers eeked out a 65-58 win to remain as the nation's last undefeated team.


On Feb. 11 against Eastern Illinois, UT Martin led for a portion of the second half and trailed by just two points with 21 seconds left before falling 74-71.

Three days later in a nonconference outing at Kennesaw State, the Skyhawks earned a hard-fought 76-75 overtime victory. In that game, Myles Taylor poured in a career-high 31 points in 31 minutes while Khristian Taylor sank the game-winning free throw with 2.9 seconds remaining in overtime to seal the victory.

Once the OVC postseason votes were tallied, the league's head coaches and sports information directors agreed that Myles Taylor was the best of the rookie class, naming him Freshman of the Year. Also named an All-OVC Newcomer, he scored double-figures 21 times and registered at least 20 points on five different occasions.

After cracking double-figures twice in 33 games as a junior, Smith produced 12 double-digit scoring outputs and led the team in scoring three times. His best career game came on Feb. 4 against No. 9 Murray State, when he tallied his second career double-double with a career-high 24 points and 11 rebounds.

Leading the team in scoring was sophomore Mike Liabo, who poured in 15.2 points per contest. He led the team in scoring in 15 games and reached double-figures in the scoring column in 28 out of his 30 games.



*Myles Taylor had an immediate impact in 2011-12,, garnering OVC Freshman of the Year and All-Newcomer accolades after averaging 13.7 points and 5.2 rebounds per game.*



# OVERALL STATS

RECORD	OVERALL	HOME	AWAY	NEUTRAL
All Games	4-27	2-12	2-15	0-0
Conference	0-16	0-8	0-8	0-0
Non-Conference	4-11	2-4	2-7	0-0

	GP-GS	MPG	FG-FGA	PCT	3FG-FGA	PCT	FT-FTA	PCT	O-D-REB	RPG	AST	TO	BLK	STL	PTS	PPG
10 Mike Liabo	30-22	31.5	156-448	.348	68-223	.305	77-96	.802	20-100-120	4.0	79	85	4	17	457	15.2
33 Myles Taylor	28-27	24.4	128-261	.490	3-16	.188	125-167	.749	59-87-146	5.2	22	47	21	20	384	13.7
31 Dane Smith	31-28	27.7	105-208	.505	1-6	.167	48-76	.632	80-79-159	5.1	42	56	2	38	259	8.4
12 Troy King	30-5	20.9	75-195	.385	28-97	.289	51-70	.729	26-71-97	3.2	33	62	6	11	229	7.6
35 Corderio Maclin	30-5	14.5	75-153	.490	0-0	.000	39-59	.661	22-43-65	2.2	10	36	11	10	189	6.3
25 Jeremy Washington	31-28	24.7	76-177	.429	3-23	.130	25-37	.676	50-78-128	4.1	69	37	13	26	180	5.8
11 Omari Minor	31-30	26.7	32-90	.356	3-12	.250	24-35	.686	13-40-53	1.7	86	57	2	36	91	2.9
0 Gary Love	19-0	11.8	13-34	.382	9-24	.375	3-7	.429	9-16-25	1.3	9	11	4	5	38	2.0
34 Martez Harris	15-7	12.9	11-37	.297	4-11	.364	3-6	.500	19-17-36	2.4	8	13	5	6	29	1.9
2 Khristian Taylor	15-2	11.0	10-22	.455	2-8	.250	3-11	.273	5-13-18	1.2	8	12	1	5	25	1.7
15 Eli York	11-0	5.9	6-18	.333	0-0	.000	5-6	.833	2-7-9	0.8	2	4	1	0	17	1.5
1 Chris Richardson	29-1	14.7	13-48	.271	4-17	.235	13-20	.650	4-19-23	0.8	33	43	2	13	43	1.5
32 Pierre Mopo	8-0	6.3	1-7	.143	0-0	.000	0-2	.000	3-10-13	1.6	2	3	1	0	2	0.3
20 Wale Akinbobola	2-0	1.5	0-0	.000	0-0	.000	0-0	.000	0-0-0	0.0	0	0	0	0	0	0.0

TEAM									59-35-94			12				
TOTALS	31-31	40.0	701-1698	.413	125-437	.286	416-592	.703	371-615-968	31.8	403	478	73	187	1943	62.7
OPPONENTS	31-31	40.0	849-1682	.505	166-457	.363	463-672	.689	336-726-1062	34.3	486	405	138	240	2327	75.1

TEAM STATISTICS	UTM	OPP
SCORING	1943	2327
Points/Game	62.7	75.1
Scoring Margin	-12.4	---
FIELD GOALS-ATTEMPTED	701-1698	849-1682
Field Goal Percentage	.413	.505
3-POINT FG-ATTEMPTED	125-437	166-457
3-Point FG Percentage	.286	.363
3-Point FG Made/Game	4.0	5.4
FREE THROWS-ATTEMPTED	416-592	463-672
Free Throw Percentage	.703	.689
Free Throws Made/Game	13.4	14.9
REBOUNDS	986	1062
Rebounds/Game	31.8	34.3
Rebounding Margin	-2.5	---
ASSISTS	403	486
Assists/Game	13.0	15.7
TURNOVERS	478	405
Turnovers/Game	15.4	13.1
Turnover Margin	-2.4	---
Assist/Turnover Ratio	0.8	1.2
STEALS	187	240
Steals/Game	6.0	7.7
BLOCKS	73	138
Blocks/Game	2.4	4.5
ATTENDANCE	20335	62747
Home Games-Avg/Game	14-1452	17-3691
Neutral Site-Avg/Game	---	---

Date	Opponent	Score	Attendance
Nov. 11	at Louisville	L 48-83	20485
Nov. 13	at Ohio	L 65-74	3835
Nov. 17	at Arkansas State	L 45-63	2113
Nov. 19	ROCHESTER COLLEGE	W 76-59	1011
Nov. 22	LAMAR	L 69-80	1037
Nov. 25	at Mississippi State	L 50-76	8378
Nov. 27	at UAB	W 59-54	3854
Nov. 30	CENTRAL ARKANSAS	L 68-75	1884
Dec. 3	BALL STATE	L 48-71	1201
Dec. 6	at Lipscomb	L 55-70	1425
Dec. 10	at Middle Tennessee	L 62-78	3528
Dec. 13	BETHEL	W 86-83	1008
Dec. 18	IPFW	L 76-82	1341
Dec. 21	at Murray State*	L 54-78	5877
Dec. 29	at Tennessee State*	L 67-83	1137
Dec. 31	TENNESSEE TECH*	L 62-85	1113
Jan. 5	SOUTHEAST MISSOURI*	L 71-73	714
Jan. 7	SIU EDWARDSVILLE*	L 65-69	1661
Jan. 12	at Eastern Illinois*	L 55-68	778
Jan. 19	at Eastern Kentucky*	L 78-86 (2OT)	1400
Jan. 21	at Morehead State*	L 56-62	2121
Jan. 26	TENNESSEE STATE*	L 59-72	1091
Jan. 28	at Austin Peay*	L 73-92	3268
Feb. 2	JACKSONVILLE STATE*	L 74-85	819
Feb. 4	MURRAY STATE*	L 58-65	4700
Feb. 9	at Southeast Missouri*	L 56-86	2250
Feb. 11	EASTERN ILLINOIS*	L 71-74	1424
Feb. 14	at Kennesaw State	W 76-75 (OT)	557
Feb. 18	at Southeastern Louisiana	L 48-64	623
Feb. 23	AUSTIN PEAY*	L 67-85	1331
Feb. 25	at Jacksonville State*	L 46-77	1118

\* Ohio Valley Conference game



# OVC STATS

RECORD	OVERALL	HOME	AWAY	NEUTRAL
All Games	0-16	0-8	0-8	0-0
Conference	0-16	0-8	0-8	0-0
Non-Conference	0-0	0-0	0-0	0-0

	GP-GS	MPG	FG-FGA	PCT	3FG-FGA	PCT	FT-FTA	PCT	O-D-REB	RPG	AST	TO	BLK	STL	PTS	PPG
10 Mike Liabo	16-16	35.4	88-256	.344	41-132	.311	45-55	.818	13-58-71	4.4	44	44	2	10	262	16.4
33 Myles Taylor	14-13	25.3	66-140	.471	0-4	.000	72-90	.800	30-42-72	5.1	11	23	7	10	204	14.6
31 Dane Smith	16-16	30.3	57-113	.504	1-3	.333	30-42	.714	35-45-80	5.0	20	26	1	19	145	9.1
12 Troy King	16-0	21.3	46-107	.430	15-53	.283	28-35	.800	15-30-45	2.8	18	24	4	7	135	8.4
35 Corderio Maclin	16-3	13.6	37-73	.507	0-0	.000	18-31	.581	10-20-30	1.9	5	13	5	5	92	5.8
25 Jeremy Washington	16-16	23.5	36-86	.419	0-5	.000	6-12	.500	26-42-68	4.3	35	22	7	9	78	4.9
11 Omari Minor	16-16	30.5	19-56	.339	2-7	.286	13-21	.619	9-25-34	2.1	55	34	1	22	53	3.3
0 Gary Love	15-0	10.9	10-25	.400	8-20	.400	0-2	.000	6-9-15	1.0	7	9	2	3	28	1.9
1 Chris Richardson	15-0	12.9	3-17	.176	2-9	.222	3-7	.429	1-6-7	0.5	21	20	1	7	11	0.7
34 Martez Harris	3-0	8.3	0-3	.000	0-1	.000	2-2	1.000	2-1-3	1.0	2	2	1	0	2	0.7
2 Khristian Taylor	7-0	3.6	0-3	.000	0-0	.000	2-4	.500	2-1-3	0.4	2	1	0	0	2	0.3
15 Eli York	1-0	1.0	0-0	.000	0-0	.000	0-0	.000	0-0-0	0.0	0	0	0	0	0	0.0
32 Pierre Mopo	3-0	5.0	0-3	.000	0-0	.000	0-1	.000	0-3-3	1.0	1	2	0	0	0	0.0
20 Wale Akinbobola	1-0	1.0	0-0	.000	0-0	.000	0-0	.000	0-0-0	0.0	0	0	0	0	0	0.0
TEAM									30-16-46			4				
TOTALS	16-16	40.0	362-882	.410	69-234	.295	219-302	.725	179-298-477	29.8	221	224	31	92	1012	63.2
OPPONENTS	16-16	40.0	440-847	.519	85-224	.379	275-378	.728	164-382-546	34.1	243	205	75	112	1240	77.5

TEAM STATISTICS	UTM	OPP
SCORING	1012	1240
Points/Game	63.2	77.5
Scoring Margin	-14.2	---
FIELD GOALS-ATTEMPTED	362-882	440-847
Field Goal Percentage	.410	.519
3-POINT FG-ATTEMPTED	69-234	85-224
3-Point FG Percentage	.295	.379
3-Point FG Made/Game	4.3	5.3
FREE THROWS-ATTEMPTED	219-302	275-378
Free Throw Percentage	.725	.728
Free Throws Made/Game	13.7	17.2
REBOUNDS	477	546
Rebounds/Game	29.8	34.1
Rebounding Margin	-4.3	---
ASSISTS	221	243
Assists/Game	13.8	15.2
TURNOVERS	224	205
Turnovers/Game	14.0	12.8
Turnover Margin	-1.2	---
Assist/Turnover Ratio	1.0	1.2
STEALS	92	112
Steals/Game	5.8	7.0
BLOCKS	31	75
Blocks/Game	1.9	4.7
ATTENDANCE	12853	17949
Home Games-Avg/Game	8-1607	8-2244
Neutral Site-Avg/Game	---	---

Date	Opponent	Score	Attendance
Dec. 21	at Murray State*	L 54-78	5877
Dec. 29	at Tennessee State*	L 67-83	1137
Dec. 31	TENNESSEE TECH*	L 62-85	1113
Jan. 5	SOUTHEAST MISSOURI*	L 71-73	714
Jan. 7	SIU EDWARDSVILLE*	L 65-69	1661
Jan. 12	at Eastern Illinois*	L 55-68	778
Jan. 19	at Eastern Kentucky*	L 78-86 (2OT)	1400
Jan. 21	at Morehead State*	L 56-62	2121
Jan. 26	TENNESSEE STATE*	L 59-72	1091
Jan. 28	at Austin Peay*	L 73-92	3268
Feb. 2	JACKSONVILLE STATE*	L 74-85	819
Feb. 4	MURRAY STATE*	L 58-65	4700
Feb. 9	at Southeast Missouri*	L 56-86	2250
Feb. 11	EASTERN ILLINOIS*	L 71-74	1424
Feb. 23	AUSTIN PEAY*	L 67-85	1331
Feb. 25	at Jacksonville State*	L 46-77	1118

\* Ohio Valley Conference game

SCORE BY PERIODS	1st	2nd	OT	2OT	TOTAL
UT Martin	471	525	9	7	1012
Opponents	588	628	9	15	1240



# GAME-BY-GAME RECAPS

## GAME 1

	1	2	F
	23	25	48
	47	36	83

Friday, Nov. 11  
KFC Yum! Center - Louisville, Ky.  
UTM: 0-1 / UL: 1-0

<u>HIGH</u>	<u>UTM</u>	<u>UL</u>
<b>Points:</b>	Liabo (15)	Kuric/Behanan (14)
<b>Rebounds:</b>	MTaylor (6)	Behanan (12)
<b>Assists:</b>	Liabo (4)	Siva (9)
<b>Steals:</b>	3 Tied (2)	Kuric (3)
<b>Blocks:</b>	MTaylor (2)	Dieng (5)

### SKYHAWKS FALL AT NO. 9 LOUISVILLE IN SEASON OPENER, 83-48

Sophomore Mike Liabo poured in a game-high 15 points for The University of Tennessee at Martin men's basketball team, but the No. 9 Louisville Cardinals claimed an 83-48 victory in the KFC Yum! Center in the 2011-12 season opener.

Liabo made five of his 11 shot attempts from the floor, including a 3-for-7 effort from beyond the three-point arc. The Naples, Fla. native also added five rebounds and four assists in 27 minutes. Troy King also added 10 points while Corderio Maclin scored nine points for UT Martin.

Louisville was led by Chane Behanan, who compiled 14 points and 12 rebounds. Kyle Kuric (14 points) also cracked double-figures, while Peyton Siva scored 10 points and handed out nine assists for the Cardinals.

## GAME 2

	1	2	F
	21	44	65
	40	34	74

Sunday, Nov. 13  
Convocation Center - Athens, Ohio  
UTM: 0-2 / OU: 1-0

<u>HIGH</u>	<u>UTM</u>	<u>OU</u>
<b>Points:</b>	Washington (17)	Offutt (17)
<b>Rebounds:</b>	MTaylor (10)	Baltic (9)
<b>Assists:</b>	Liabo (4)	Cooper (10)
<b>Steals:</b>	3 Tied (1)	Offutt/Taylor (3)
<b>Blocks:</b>	Washington (2)	4 Tied (1)

### UTM BATTLES BACK IN SECOND HALF BUT FALLS AT OHIO, 74-65

The University of Tennessee at Martin men's basketball team staged a big comeback attempt in the second half, but Ohio University held on for a 74-65 victory in the Convocation Center.

Trailing by 29 points with 14:30 remaining, the Skyhawks reeled off a 15-0 run over the next 6:13 to get within 14 points at the 8:10 mark. UT Martin would get within single digits at the 1:20 mark but time ran out on the valiant Skyhawk comeback attempt.

Leading the comeback charge was newcomer Jeremy Washington, who poured in 14 of his game-high 17 points in the last 20 minutes of play. Overall, the 6-7 transfer from Connors State College contributed 17 points and nine rebounds to the UT Martin offensive attack.

Freshman Myles Taylor, sophomore Mike Liabo and senior Dane Smith also played key roles in bringing the Skyhawks back. Taylor notched his first career double-double with 11 points and 10 rebounds, while Liabo tallied 16 points, five rebounds and four assists. Smith netted eight points and grabbed seven rebounds in 25 minutes off the bench for UT Martin, who outrebounded Ohio by a 43-35 margin.

Walter Offutt (17 points) paced the Bobcats, while DJ Cooper secured a double-double with 12 points and 10 assists. Reggie Keely also added 16 points off the bench for Ohio.

## GAME 3

	1	2	F
	20	25	45
	23	40	63

Thursday, Nov. 17  
Convocation Center - Jonesboro, Ark.  
UTM: 0-3 / ASU: 1-2

<u>HIGH</u>	<u>UTM</u>	<u>ASU</u>
<b>Points:</b>	Liabo (10)	Finn (21)
<b>Rebounds:</b>	MTaylor (8)	Finn (10)
<b>Assists:</b>	Liabo/Minor (4)	Townsel (3)
<b>Steals:</b>	Minor (3)	Finn (6)
<b>Blocks:</b>	None	Kirkland (2)

### LATE SURGE DOOMS SKYHAWKS IN 63-45 AT ARKANSAS STATE

The University of Tennessee at Martin men's basketball team led for most of the first half at Arkansas State, but the Red Wolves pulled away late in the second half to claim a 63-45 win at the Convocation Center.



Sophomore Mike Liabo led the team with 10 points, also adding five rebounds and four assists. In the post, Corderio Maclin scored eight points in 18 minutes off the bench and freshman Myles Taylor (eight points) led the team in rebounding for the third straight game with eight boards. Omari Minor tallied five points, four assists and three steals off the bench for UT Martin.

Trey Finn accumulated 21 points, 10 rebounds and six steals for Arkansas State, who shot 59.3 percent from the floor (16-for-27) in the last 20 minutes. Marcus Hooten also cracked double-figures in the scoring column with 13 points for the Red Wolves.



# GAME-BY-GAME RECAPS

## GAME 4

	1	2	F
	24	35	59
	34	42	76

Saturday, Nov. 19  
Elam Center - Martin, Tenn.  
UTM: 1-3 / RC: 9-1

HIGH	UTM	RC
Points:	Liabo (17)	Hogan (19)
Rebounds:	DSmith (11)	Hogan (9)
Assists:	3 Tied (4)	Henning (6)
Steals:	Washington (2)	Hogan (4)
Blocks:	MTaylor (3)	Doran (3)

### UTM EARNS FIRST VICTORY OF THE SEASON, 76-59 OVER ROCHESTER

Senior guard Dane Smith amassed his first career double-double to lead The University of Tennessee at Martin basketball team past Rochester College, 76-59 at the Kathleen and Tom Elam Center.

Smith, a Toronto native, scored a career-best 15 points and pulled down 11 rebounds, just one shy of his career-high total set last year at Tennessee. He made seven of his 12 shot attempts and for the season is shooting a crisp 59.1 percent from the floor (13-for-22).

Mike Liabo led the Skyhawks in scoring for the third time in four games this season, pouring in 17 points while adding six rebounds and four assists off the bench. Myles Taylor chipped in 14 points while swatting a team-high three blocks and Corderio Maclin scored 12 points in 16 minutes off the bench for the Skyhawks, who shot 55.4 percent (31-for-56) for the game. UT Martin held a 45-29 rebounding edge and outscored Rochester 46-24 from the paint.

Rochester, an NAIA school out of Rochester Hills, Mich., was led by Dramel Hogan's 19 points, nine rebounds and four steals. Torey Throop and Sean Mattia also added 12 points each, as the Warriors shot 35.1 percent (20-for-57) from the floor.

## GAME 5

	1	2	F
	34	46	80
	29	40	69

Tuesday, Nov. 22  
Elam Center - Martin, Tenn.  
UTM: 1-4 / LU: 3-2

HIGH	UTM	LU
Points:	Liabo (20)	Lamb (23)
Rebounds:	DSmith (7)	Lamb (8)
Assists:	Washington (5)	Miles (4)
Steals:	Washington (2)	4 Tied (1)
Blocks:	3 Tied (1)	Acosta (3)

### SKYHAWKS PLACE THREE IN DOUBLE-FIGURES BUT FALL TO LAMAR, 80-69

The University of Tennessee at Martin men's basketball team scorched the nets in the second half, but the Skyhawks could not match Lamar's hot shooting in an 80-69 loss at the Kathleen and Tom Elam Center.

UT Martin led for a portion of the first half and stayed within five points of Lamar for the majority of the second half, but the Cardinals shot 60.9 percent from the floor, including a 71.4 percent effort (15-for-21) in the second half.

Sophomore Mike Liabo poured in 20 points to pace UT Martin, while Corderio Maclin tallied a career-high 18 points on 6-for-8 shooting and a perfect 6-for-6 effort at the free throw line. Jeremy Washington (11 points, five assists, four rebounds, two steals) and Dane Smith (seven points, seven rebounds) also played well for the Skyhawks, who shot 53.6 percent from the floor in the second half – their second-best shooting half of the season.

Lamar was led by Devon Lamb's 23 points and eight rebounds. Anthony Miles (18 points) and Charlie Harper (13) also reached double-figures in the scoring column for the Cardinals.

## GAME 6

	1	2	F
	24	26	50
	35	41	76

Friday, Nov. 25  
Humphrey Coliseum - Starkville, Miss.  
UTM: 1-5 / MSU: 6-1

HIGH	UTM	MSU
Points:	DSmith (17)	Bost/Hood (17)
Rebounds:	Liabo (6)	Lewis (11)
Assists:	3 Tied (2)	Steele/Smith (3)
Steals:	Washington/DSmith (2)	Bost (3)
Blocks:	MTaylor (1)	Hood (4)

### UTM HANGS TOUGH WITH NO. 24 MISSISSIPPI STATE EARLY BUT FALLS 76-50

Despite a career night by senior guard Dane Smith, The University of Tennessee at Martin men's basketball team fell 76-50 at the hands of No. 24 Mississippi State at Humphrey Coliseum.

Smith – a 6-3 Toronto native – produced his second best career scoring output in the last three games, pouring in 17 points on 7-of-11 shooting in 37 minutes. His previous career-best scoring effort was 15 points just six days ago against Rochester.

Myles Taylor also added a dozen points in 25 minutes for the Skyhawks, who tied a season-high with 10 steals this evening.

Dee Bost and Rodney Hood each scored 17 points to lead the Bulldogs, while Wendell Lewis compiled a double-double (11 points, 11 rebounds) and DeVille Smith scored 15 points off the bench for Mississippi State.



# GAME-BY-GAME RECAPS

## GAME 7

	1	2	F
	26	33	59
	22	32	54

Sunday, Nov. 27  
Bartow Arena - Birmingham, Ala.  
UTM: 2-5 / UAB: 1-4

<u>HIGH</u>	<u>UTM</u>	<u>UAB</u>
<b>Points:</b>	Liabo (22)	Moore/Swing (15)
<b>Rebounds:</b>	MTaylor (10)	Moore (9)
<b>Assists:</b>	Minor (3)	Swing (5)
<b>Steals:</b>	Minor (3)	Swing (2)
<b>Blocks:</b>	MTaylor (2)	Moore (5)

### TOTAL TEAM EFFORT HELPS SKYHAWKS CHALK UP HUGE 59-54 ROAD VICTORY AT UAB



The University of Tennessee at Martin men's basketball team trailed for only 30 seconds of the game at the University of Alabama at Birmingham, saving its best defensive effort of the season to generate a big 59-54 victory over the Conference USA perennial powerhouse in Bartow Arena.

The Skyhawks were led by sophomore Mike Liabo, who poured in 18 of his career-high 22 points in the second half. The Naples, Fla. native scored 11 straight points for the Skyhawks in a critical stretch of 2:11 in the second half, and came through with two late clutch free throws to cap off a perfect 6-for-6 effort from the charity stripe.

Freshman Myles Taylor also stood out for UT Martin, collecting the second double-double of his young career with 13 points and 10 rebounds. The Little Rock, Ark. native added a pair of blocks and two steals as well, while doing most of his damage from the free throw line (9-for-12). Point guard Omari Minor added seven points, three assists and three steals and played a crucial role down the stretch for the Skyhawks.

UAB – coming off a 22-9 campaign last season – was led by Cameron Moore and Jordan Swing, who each scored 15 points. Ovie Soko also added a dozen points for the Blazers, who turned the ball over 16 times and were held to 21.4 percent shooting from three-point range (3-for-14).

## GAME 8

	1	2	F
	36	39	75
	31	37	68

Wednesday, Nov. 30  
Elam Center - Martin, Tenn.  
UTM: 2-6 / UCA: 3-3

<u>HIGH</u>	<u>UTM</u>	<u>UCA</u>
<b>Points:</b>	Liabo/Maclin (12)	Miles (23)
<b>Rebounds:</b>	3 Tied (6)	Miles (10)
<b>Assists:</b>	DSmith (5)	Crawford (5)
<b>Steals:</b>	DSmith (2)	Miles (6)
<b>Blocks:</b>	MTaylor/Maclin (2)	Rutledge (1)


### UTM CANNOT HOLD EARLY LEAD IN 75-68 LOSS TO CENTRAL ARKANSAS

The University of Tennessee at Martin men's basketball team led by 13 points midway through the first half, but the Central Arkansas Bears ended the first half on a big run and held off the Skyhawks late to hand UT Martin a 75-68 loss at the Kathleen and Tom Elam Center.

The Skyhawks were paced by Mike Liabo and Corderio Maclin, who each contributed a dozen points off the bench. Troy King also tossed in a season-best 11 points off the bench, while Dane Smith (nine points), Martez Harris (career-high nine points and six rebounds) and Myles Taylor (eight points) nearly cracked double-figures for UT Martin, who tied a season-high with 19 assists.

LaQuentin Miles (23 points, 10 rebounds, six steals) led Central Arkansas, while Jordan Harks and Mark Rutledge scored 15 and 11 points, respectively. The Bears outscored UT Martin 27-5 in a span of 9:39 to close out the first half and begin the second half.

## GAME 9

	1	2	F
	25	46	71
	18	30	48

Saturday, Dec. 3  
Elam Center - Martin, Tenn.  
UTM: 2-7 / BSU: 4-2

<u>HIGH</u>	<u>UTM</u>	<u>BSU</u>
<b>Points:</b>	King (16)	Jones (22)
<b>Rebounds:</b>	King/York (4)	Jones (7)
<b>Assists:</b>	Minor (3)	Davis (6)
<b>Steals:</b>	DSmith (4)	Sneed (5)
<b>Blocks:</b>	Harris (2)	Jones (2)

### SKYHAWKS DROP 71-48 HOME CONTEST TO BALL STATE

The University of Tennessee at Martin men's basketball team struggled offensively, as Ball State sped away in the second half in a 71-48 Skyhawk loss at the Kathleen and Tom Elam Center.

Sophomore Troy King set a new season-high in scoring for the second time in as many games, pouring in 16 points in 29 minutes off the bench. The Gaithersburg, Md. native tallied three of UT Martin's four trifectas in the game while tying a team-high with four rebounds, two steals and an assist. Dane Smith swiped a career-high four steals for the Skyhawks, who shot 33.9 percent (19-for-56) from the floor.

Ball State was led by Jarrod Jones, who tallied game-highs of 22 points and seven rebounds. Jesse Berry (15 points) and Randy Davis (10) also cracked double-figures for the Cardinals, who used a 72 percent shooting effort (18-for-25) in the second half to boost them to a win.



# GAME-BY-GAME RECAPS

## GAME 10

	1	2	F
	23	32	55
	35	35	70

**Tuesday, Dec. 6**  
**Allen Arena - Nashville, Tenn.**  
**UTM: 2-8 / LU: 6-4**

<u>HIGH</u>	<u>UTM</u>	<u>LU</u>
<b>Points:</b>	Washington (12)	Burgason/MSmith (11)
<b>Rebounds:</b>	Washington (7)	MSmith (7)
<b>Assists:</b>	King (3)	DSmith (8)
<b>Steals:</b>	MTaylor (2)	Boyd (3)
<b>Blocks:</b>	Washington (2)	Glenn (2)

### UTM FALLS 70-55 ON THE ROAD AT IN-STATE RIVAL LIPSCOMB

A trio of University of Tennessee at Martin men's basketball players cracked double-figures against Lipscomb, but costly turnovers came back to haunt the Skyhawks in a 70-55 loss at Allen Arena.

Jeremy Washington tallied game-highs of 12 points and seven rebounds to lead the Skyhawks, while Myles Taylor (11 points) and Mike Liabo (10) reached double-figures. Martez Harris tied a career-best with nine points and Khristian Taylor amassed a new career-high with seven points for UT Martin, who outrebounded Lipscomb 39-31 but committed 22 turnovers.

Jordan Burgason and Malcolm Smith each scored 11 points for Lipscomb, while Deonte Alexander and Marvin Williams each added 10 points for the Bisons.

## GAME 11

	1	2	F
	25	37	62
	34	44	78

**Saturday, Dec. 10**  
**Murphy Center - Murfreesboro, Tenn.**  
**UTM: 2-9 / MTSU: 9-2**

<u>HIGH</u>	<u>UTM</u>	<u>MTSU</u>
<b>Points:</b>	MTaylor (19)	Dendy (21)
<b>Rebounds:</b>	MTaylor (5)	Sulton/Jones (4)
<b>Assists:</b>	KTaylor (3)	Knight (6)
<b>Steals:</b>	Maclin (2)	Cintron (3)
<b>Blocks:</b>	None	Dendy (3)

### TAYLOR POURS IN CAREER-BEST 19 POINTS BUT SKYHAWKS FALL 78-62 AT MIDDLE TENNESSEE



Freshman Myles Taylor amassed a new career-high total in points for The University of Tennessee at Martin men's basketball team, but the Skyhawks fell victim to a hot-shooting Middle Tennessee State squad in a 78-62 loss at the Murphy Center.

Taylor, whose previous career-high scoring mark was 14 points against Rochester on Nov. 19, made six of his 11 field goal attempts and seven of his nine free throws for the sixth double-figure scoring game of his young career. The 6-7 Little Rock, Ark. native also pulled down a game-high five rebounds, handed out two assists and swiped a steal in 31 minutes of play.

Mike Liabo (13 points) and Corderio Maclin (10 points) also reached double-figures off the bench for UT Martin, who was successful on 56 percent (14-for-25) of its field goal attempts in the second half and outrebounded the Blue Raiders by a 28-20 margin.

For Middle Tennessee, LaRon Dendy tallied a game-high 21 points, while Marcos Knight chipped in with 18 points. Raymond Cintron chipped in a dozen points for the Blue Raiders, who shot 64.4 percent (29-for-45) for the game.

## GAME 12

	1	2	F
	48	35	83
	46	40	86

**Tuesday, Dec. 13**  
**Elam Center - Martin, Tenn.**  
**UTM: 3-9 / BU: 9-4**

<u>HIGH</u>	<u>UTM</u>	<u>BU</u>
<b>Points:</b>	MTaylor (22)	Palmer (25)
<b>Rebounds:</b>	DSmith (7)	Hardy (8)
<b>Assists:</b>	Minor/Washington (4)	Sipp/Palmer (4)
<b>Steals:</b>	DSmith (3)	Sipp (3)
<b>Blocks:</b>	KTaylor/Harris (1)	Hardy (2)

### UTM RALLIES FOR 86-83 HOME VICTORY OVER IN-STATE FOE BETHEL

In a game that featured 30 lead changes and eight ties, The University of Tennessee at Martin men's basketball team prevailed in the end, emerging as 86-83 victors over Bethel at the Kathleen and Tom Elam Center.

Freshman Myles Taylor set a new career-high in points for the second straight game, pouring in 22 points in 18 minutes. The Little Rock, Ark. native scored 16 points in the first 10:16 of the game – including seven straight points in a span of 2:34 in the first half.

Mike Liabo racked up 15 points – including a go-ahead jumper with 31 seconds remaining that gave UT Martin the lead for good. Jeremy Washington was the third Skyhawk to crack double-figures, scoring 10 points while handing out a game-high four assists.

Dane Smith (nine points, seven rebounds, three steals), Gary Love (eight points in eight minutes) and Omari Minor (a pair of free throws in the final 11 seconds) also played big roles in UT Martin's victory.

For Bethel, Jarvis Palmer recorded a game-high 25 points, while Caleb Hardy added 15 points and eight rebounds. George Coleman and Erin Harris chipped in with 11 points apiece for the Wildcats, who entered the game as the NAIA's top scoring squad.



# GAME-BY-GAME RECAPS

## GAME 13

	1	2	F
	41	41	82
	28	48	76

Sunday, Dec. 18  
Elam Center - Martin, Tenn.  
UTM: 3-10 / IPFW: 7-3

<u>HIGH</u>	<u>UTM</u>	<u>IPFW</u>
<b>Points:</b>	MTaylor (19)	Gaines (22)
<b>Rebounds:</b>	King (7)	McCorkle (9)
<b>Assists:</b>	Liabo/Minor (3)	McCray (5)
<b>Steals:</b>	Minor (3)	Marlin (3)
<b>Blocks:</b>	Love (2)	Hines (1)

### SKYHAWKS MOUNT COMEBACK IN SECOND HALF BUT COME UP JUST SHORT, 82-76 AGAINST IPFW



Four University of Tennessee at Martin players reached double-figures in the scoring column against IPFW, but the Skyhawks couldn't complete a valiant comeback attempt, falling 82-76 at the Kathleen and Tom Elam Center.

Trailing by 20 points at the 3:16 mark of the first half, the Skyhawks used a 15-2 run that lasted 5:23 to position themselves to make a comeback. UT Martin got within five points on two occasions but time ran out on the Skyhawks, who forced 20 turnovers and shot 60.7 percent in the second half on their way to the highest-scoring half of the season (48 points).

Freshman Myles Taylor led the team in scoring for the third straight game, pouring in 19 points on 8-of-13 shooting from the floor in 21 minutes of play. Mike Liabo wasn't too far behind with 17 points, while Troy King and Dane Smith each added 11 points. King pulled down a season-high seven rebounds while Omari Minor pitched in eight points and tied a career-high with three steals.

Frank Gaines recorded a game-high 22 points for IPFW, while Trey McCorkle compiled 17 points and nine rebounds. Isaiah McCray (11 points) and Jonny Marlin (10) also reached double-figures for the Mastodons.

## GAME 14

	1	2	F
	16	38	54
	36	42	78

Wednesday, Dec. 21  
CFSB Center - Murray, Ky.  
UTM: 3-11 (0-1) / MURR: 13-0 (1-0)

<u>HIGH</u>	<u>UTM</u>	<u>MURR</u>
<b>Points:</b>	MTaylor (22)	Poole (15)
<b>Rebounds:</b>	DSmith (6)	Aska (7)
<b>Assists:</b>	Liabo (4)	Canaan (7)
<b>Steals:</b>	Liabo (4)	6 Tied (1)
<b>Blocks:</b>	MTaylor (1)	Daniel/Garrett (3)

### UTM FORCES TURNOVERS IN BUNCHES BUT FALLS 78-54 AT NO. 22 MURRAY STATE



The University of Tennessee at Martin men's basketball team pressured No. 22 Murray State into a season-high 24 turnovers, but the Skyhawks fell 78-54 in the Ohio Valley Conference opener for both teams at the CFSB Center.

UT Martin recorded a season-high 12 steals against the Racers, one of the six remaining undefeated teams in the NCAA Division-I ranks. The Skyhawks have forced season-highs in turnovers in each of the last two games (including 20 against IPFW on Dec. 18). Murray State's previous high for turnovers was 18 on three different occasions.

Two-time reigning OVC Freshman of the Week Myles Taylor tied a career-high with 22 points, shooting 7-of-14 from the floor while successfully converting eight of his nine free throw attempts. Mike Liabo also added 15 points, five rebounds, four assists and four steals for UT Martin.

Donte Poole led the Racers with 15 points, while Ivan Aska (12 points) and Isaiah Canaan (10) also cracked double-figures for Murray State.

## GAME 15

	1	2	F
	35	32	67
	41	42	83

Thursday, Dec. 29  
Gentry Center - Nashville, Tenn.  
UTM: 3-12 (0-2) / TSU: 8-6 (1-0)

<u>HIGH</u>	<u>UTM</u>	<u>TSU</u>
<b>Points:</b>	Liabo (13)	Covington (17)
<b>Rebounds:</b>	MTaylor (6)	Rhett (8)
<b>Assists:</b>	Liabo (6)	Peters (7)
<b>Steals:</b>	3 Tied (1)	Miller/Rhett (2)
<b>Blocks:</b>	Liabo (1)	Cyphers/Rhett (1)

### SKYHAWKS COMPETE BUT LATE COLD STRETCH RESULTS IN 83-67 LOSS AT TSU

The University of Tennessee at Martin men's basketball team was within one possession of tying the game with under eight minutes remaining against Tennessee State, but the Skyhawks were held scoreless for the next five minutes as the Tigers captured an 83-67 win at the Gentry Center.

A scoring surge by sophomore Mike Liabo set up the Skyhawks for a late push, as he ended the night with a team-best 13 points – his 35th career double-figure scoring game in his young career. The Naples, Fla. native also added a career-high six assists and four rebounds in 31 minutes.

Myles Taylor (12 points), Troy King (11) and Dane Smith (10) also reached double-figures for UT Martin.

Tennessee State was led by Robert Covington's 17 points, while Patrick Miller accumulated 13 points. Wil Peters (11 points, seven assists) and Jordan Cyphers (10) also contributed double-figures for the Tigers.



# GAME-BY-GAME RECAPS

## GAME 16

	1	2	F
	43	42	85
	35	27	62

**Saturday, Dec. 31**  
**Elam Center - Martin, Tenn.**  
**UTM: 3-13 (0-3) / TTU: 9-6 (1-1)**

<u>HIGH</u>	<u>UTM</u>	<u>TTU</u>
<b>Points:</b>	MTaylor (26)	Dillard (25)
<b>Rebounds:</b>	Liabo (5)	Dillard/McMorrow (8)
<b>Assists:</b>	Liabo (6)	Swansey (12)
<b>Steals:</b>	Minor (3)	Swansey (6)
<b>Blocks:</b>	Washington (2)	Ogbe/Murphy (1)

### TAYLOR COMPILES ANOTHER CAREER SCORING NIGHT BUT UTM FALLS 85-62 TO TTU

Freshman Myles Taylor set a new career-high in scoring for the fourth time in the last six games for The University of Tennessee at Martin men's basketball team, but his 26 points weren't enough as the Skyhawks fell to Tennessee Tech, 85-62 at the Kathleen and Tom Elam Center.

Taylor was successful on nine of his 15 field goal attempts and added a perfect 8-for-8 performance from the charity stripe for UT Martin. The previous career-high for the Little Rock, Ark. native was 22 points, both scored against Bethel (Dec. 13) and Murray State (Dec. 21).

Skyhawk sophomore Mike Liabo compiled a line of 14 points, six assists and five rebounds, matching a career-high for assists he set on Thursday at Tennessee State. Jeremy Washington also added 10 points for UT Martin, who shot 91.7 percent (22-for-24) from the free throw line.

Tennessee Tech was paced by Jud Dillard's 25 points and eight rebounds. Kevin Murphy (18 points) and Zach Bailey (13) also reached double-figures, while Zac Swansey added a game-high 12 assists and six steals.

## GAME 17

	1	2	F
	35	38	73
	44	27	71

**Thursday, Jan. 5**  
**Elam Center - Martin, Tenn.**  
**UTM: 3-14 (0-4) / SEMO: 8-7 (3-0)**

<u>HIGH</u>	<u>UTM</u>	<u>SEMO</u>
<b>Points:</b>	Liabo (18)	Niemczyk/Stone (16)
<b>Rebounds:</b>	DSmith (7)	Stone (6)
<b>Assists:</b>	Minor/Richardson (5)	Brister (7)
<b>Steals:</b>	DSmith (2)	Smith (3)
<b>Blocks:</b>	Washington (2)	Powell (4)

### SKYHAWKS DROP A 73-71 OVC HEARTBREAKER TO SOUTHEAST MISSOURI

The University of Tennessee at Martin men's basketball team held a lead for the first 26 minutes of the contest against Southeast Missouri, but Marcus Brister scored on a layup with 12 seconds remaining for the eventual game-winner in a 73-71 Skyhawk loss at the Kathleen and Tom Elam Center.

Mike Liabo, who had made three treys heading into UT Martin's final possession, hoisted up a three-pointer from the right wing with two seconds left that seemed halfway down before rimming out to close out the game. Liabo ended his evening with a game-high 18 points while tying a season-high with six rebounds.

Skyhawk freshman Myles Taylor continued his remarkable freshman campaign with 16 points, converting seven of his 12 field goal attempts. Troy King pitched in 13 points on 5-of-8 shooting (3-for-6 from beyond the three-point line), while Dane Smith tallied his fifth double-digit scoring effort of the season with 10 points and a game-high seven rebounds. Omari Minor and Chris Richardson each handed out a season-best five assists for UT Martin, who amassed a season-high 21 assists and committed a season-low seven turnovers.

Tyler Stone and Nick Niemczyk both scored 16 points to pace Southeast Missouri, one of two remaining undefeated teams in league play. Marland Smith scored a dozen points while Brister compiled 11 points and seven assists.

## GAME 18

	1	2	F
	35	34	69
	31	34	65

**Saturday, Jan. 7**  
**Elam Center - Martin, Tenn.**  
**UTM: 3-15 (0-5) / SIUE: 5-8 (3-1)**

<u>HIGH</u>	<u>UTM</u>	<u>SIUE</u>
<b>Points:</b>	Liabo (26)	Wickware (19)
<b>Rebounds:</b>	Washington (8)	Yelovich (9)
<b>Assists:</b>	Washington (8)	Davis (4)
<b>Steals:</b>	5 Tied (1)	Yelovich (3)
<b>Blocks:</b>	King/Maclin (1)	Yelovich/Jones (2)

### LIABO TURNS IN CAREER-HIGH SCORING NIGHT BUT UTM FALLS 69-65 TO SIUE

Sophomore swingman Mike Liabo poured in a career-best 26 points, but the SIU Edwardsville Cougars held on to a four-point halftime lead in a 69-65 Skyhawk loss at the Kathleen and Tom Elam Center.

A 6-6 native of Naples, Fla., Liabo also turned in his most efficient game of the season, making a career-high nine field goals in 16 attempts, including a 4-for-9 effort from beyond the three-point arc. The four trifectas match a career-high while the 26 points surpass his previous career-best total – 22 points at UAB on Nov. 27, 2011.

Along with Liabo, a trio of Skyhawks reached double-figures, including Corderio Maclin (13 points on 6-of-9 shooting). Tonight equaled Maclin's fifth double-digit scoring effort of the season, while Myles Taylor and Troy King added 10 points apiece for UT Martin.



Jeremy Washington also tallied six points, eight rebounds and a career-high eight assists for the Skyhawks, who notched 20 assists for the second consecutive game.

Corey Wickware (19 points) and Mark Yelovich (18 points, game-high nine rebounds) led SIU Edwardsville.



# GAME-BY-GAME RECAPS

## GAME 19

	1	2	F
	19	36	55
	32	36	68

Thursday, Jan. 12  
Lantz Arena - Charleston, Ill.  
UTM: 3-16 (0-6) / EIU: 9-6 (2-1)

<u>HIGH</u>	<u>UTM</u>	<u>EIU</u>
Points:	MTaylor (18)	Doss (19)
Rebounds:	MTaylor/Minor (5)	McKinnie/Sanders (9)
Assists:	Minor (3)	Granger (5)
Steals:	Minor (2)	Miller (3)
Blocks:	Minor/King (1)	McKinnie/Sanders (1)

### SKYHAWKS PLACE THREE IN DOUBLE-FIGURES BUT FALL 68-55 AT EASTERN ILLINOIS

Freshman Myles Taylor carried on his recent scoring tear for The University of Tennessee at Martin men's basketball team, but the Skyhawks fell 68-55 at Eastern Illinois in Ohio Valley Conference play.

Taylor made five of his eight field goal attempts and was 8-for-10 from the charity stripe for his 10th straight double-figure scoring outing (18 points).

Mike Liabo cracked double-figures for the 17th time in 18 games this season, amassing 13 points for the Skyhawks. Troy King added 10 points in 17 minutes off the bench for UT Martin, who also received six points, five rebounds, three assists and two steals from Omari Minor.

For Eastern Illinois, LC Doss led the way with 19 points (5-of-7 from three-point range). Jeremy Granger and Joey Miller added 12 and 11 points, respectively for the Panthers.

## GAME 20

	1	2	OT	2OT	F
	26	36	9	7	78
	37	25	9	15	86

Thursday, Jan. 19  
McBrayer Arena - Richmond, Ky.  
UTM: 3-17 (0-7) / EKU: 11-9 (5-3)

<u>HIGH</u>	<u>UTM</u>	<u>EKU</u>
Points:	Liabo (23)	Ja. Jones (20)
Rebounds:	MTaylor (12)	Stutz/Jo. Jones (6)
Assists:	Washington/King (3)	Ja. Jones/Jo. Jones (3)
Steals:	Minor (4)	Ja. Jones/Jo. Jones (2)
Blocks:	None	Johnson (2)

### UTM BATTLES BACK BUT FALLS 86-78 IN GUTWRENCHING DOUBLE OVERTIME LOSS AT EKU

The University of Tennessee at Martin men's basketball team clawed back from an 11-point halftime deficit against Eastern Kentucky, sending the game into overtime at McBrayer Arena. In overtime, the Skyhawks never trailed but the Colonels made a long three-pointer to force a second overtime, where Eastern Kentucky came away with an 86-78 victory.

In a game featuring 16 lead changes and 12 ties, the Skyhawks came back from four points down with 42 seconds remaining in regulation. Eastern Kentucky then posted a comeback of its own to force a second overtime, where the Colonels outscored UT Martin by a 15-7 margin.

Skyhawk sophomore Mike Liabo poured in a game-high 23 points – his fourth 20-plus point game of the season. Myles Taylor accumulated the third double-double of his young career, as the freshman scored 15 points to go along with a career-high 12 rebounds. Dane Smith added 12 points and eight rebounds for UT Martin, who also received eight points and a career-high four steals from Omari Minor.

Eastern Kentucky placed four players in double-figures, led by Jaron Jones' 20 points. Eric Stutz and Joshua Jones scored 18 and 13 points, respectively, while Mike DiNunno scored all 10 of his points in the two overtimes for the Colonels.

## GAME 21

	1	2	F
	23	33	56
	26	36	62

Saturday, Jan. 21  
Johnson Arena - Morehead, Ky.  
UTM: 3-18 (0-8) / MORE: 10-11 (4-4)

<u>HIGH</u>	<u>UTM</u>	<u>MORE</u>
Points:	King (15)	Kelly (14)
Rebounds:	Liabo (9)	Kelly (10)
Assists:	Liabo (4)	Austin (5)
Steals:	DSmith (2)	Austin (3)
Blocks:	Love/Maclin (1)	None

### EARLY SECOND HALF RUN BY MOREHEAD STATE RESULTS IN 62-56 LOSS FOR SKYHAWKS

Sophomore Troy King led all scorers with 15 points off the bench for The University of Tennessee at Martin men's basketball team, but a Morehead State run in the early stages of the second half led to a 62-56 loss for the Skyhawks at Johnson Arena.

Tonight's performance was the second time this season that King led UT Martin in scoring. The 6-7 native of Gaithersburg, Md. made five of his seven field goal attempts and was a perfect 4-for-4 from the charity stripe in 21 minutes.


Mike Liabo scored 12 points, grabbed a career-high nine rebounds and handed out four assists for UT Martin, who saw five players score at least eight points. Dane Smith (nine points), Jeremy Washington (eight) and Corderio Maclin (eight) also contributed to the balanced scoring attack of the Skyhawks, who made 17 of their 18 free throw attempts (94.4 percent).

Drew Kelly's 14 points and 10 rebounds led Morehead State, while Milton Chavis (13 points), Angelo Warner (12) and Marsell Holden (11) also cracked double-figures for the Eagles.



# GAME-BY-GAME RECAPS

## GAME 22

	1	2	F
	26	46	72
	25	34	59

Thursday, Jan. 26  
Elam Center - Martin, Tenn.  
UTM: 3-19 (0-9) / TSU: 12-10 (5-4)

HIGH	UTM	TSU
Points:	DSmith (13)	Miller (17)
Rebounds:	DSmith (7)	Covington (5)
Assists:	Minor (4)	Moore (4)
Steals:	DSmith (2)	Peters (4)
Blocks:	MTaylor (1)	Covington (3)

### SECOND HALF SCORING DROUGHT PROVES COSTLY FOR UTM IN 72-59 LOSS TO TSU

The University of Tennessee at Martin men's basketball team trailed by just one point at the halftime break against Tennessee State, but the Tigers shot 67 percent in the second half and claimed a 72-59 win over the Skyhawks at the Kathleen and Tom Elam Center.

Senior Dane Smith led the team in scoring for the second time, scoring 13 points on 5-of-6 shooting from the floor. The Toronto, Canada native also snared a game-high seven rebounds while adding three assists and a pair of steals in 35 minutes of play. He also led the team in scoring at Mississippi State on Nov. 25 with 17 points.

Mike Liabo and Myles Taylor each scored 11 points for the Skyhawks, who outrebounded Tennessee State by a 31-29 margin. Corderio Maclin also poured in 10 points on 5-for-6 shooting in 13 minutes off the bench for UT Martin, who also received solid production from Gary Love (career-high nine points off 3 three-pointers) and Omari Minor (game-high four assists).

Patrick Miller scored 17 points to lead Tennessee State, while Kellen Thornton's 14 points and Robert Covington's 11 rounded out the double-figure scorers for the Tigers.

## GAME 23

	1	2	F
	37	36	73
	40	52	92

Saturday, Jan. 28  
Dunn Center - Clarksville, Tenn.  
UTM: 3-20 (0-10) / APSU: 9-14 (6-4)

HIGH	UTM	APSU
Points:	Liabo (18)	Fraley (23)
Rebounds:	Liabo/DSmith (6)	Fraley (13)
Assists:	Minor (7)	Clyburn (3)
Steals:	DSmith (2)	Clyburn/Edmondson (2)
Blocks:	None	Fraley/Triggs (3)

### SKYHAWKS HANG TOUGH WITH AUSTIN PEAY BEFORE LATE RUN LEADS TO 92-73 ROAD LOSS

The University of Tennessee at Martin men's basketball team matched Austin Peay blow-for-blow for over 34 minutes at the Dunn Center, but the Governors ended the game on a 19-3 run in a 92-73 loss for the Skyhawks.



The Skyhawks trailed by three points at the halftime break and overcame a 10-point deficit early in the second half to get within a single possession (73-70) with 5:42 remaining. However, UT Martin struggled from that point on, going 1-for-10 from the floor to close out the game.

Mike Liabo led the Skyhawks with 18 points on 8-for-18 shooting, while also grabbing a team-high six rebounds. Troy King added 15 points off the bench and Jeremy Washington cracked double-figures with 10 points.

Omari Minor tied a season-high with eight points, and tied a career-high with seven assists and tallying four rebounds. Dane Smith added eight points and six rebounds for the Skyhawks.

For Austin Peay, John Fraley registered game-highs of 23 points, 13 rebounds and three blocks. TyShwan Edmondson added 22 points, Josh Terry contributed 16 points and Melvin Baker scored a dozen for the Governors.

## GAME 24

	1	2	F
	35	50	85
	33	41	74

Thursday, Feb. 2  
Elam Center - Martin, Tenn.  
UTM: 3-21 (0-11) / JSU: 10-15 (5-6)

HIGH	UTM	JSU
Points:	MTaylor (16)	Boggs (17)
Rebounds:	DSmith/MTaylor (5)	Boggs (5)
Assists:	3 Tied (4)	Rackley (5)
Steals:	DSmith (4)	Boggs (3)
Blocks:	Washington/MTaylor (1)	Gaines (1)

### UTM TORCHES THE NETS BUT FALLS 85-74 TO JACKSONVILLE STATE

The University of Tennessee at Martin men's basketball team shot a season-high 61.9 percent against Jacksonville State, but the Gamecocks pulled away in the second half to claim an 85-74 victory at the Kathleen and Tom Elam Center.

The Skyhawks trailed by just two points at the half, but an 8-0 run by Jacksonville State gave the Gamecocks their first double-digit lead of the game and UT Martin couldn't overcome the deficit.


Myles Taylor scored 14 of his game-high 16 points in the first half for the Skyhawks, while Mike Liabo added 15 points. Senior Dane Smith compiled 14 points, five rebounds, four assists and four steals for UT Martin, whose previous season-high shooting percentage took place against Rochester (55.4 percent) on Nov. 19.

Although the Skyhawks were on fire from the field, Jacksonville State also shot 56.6 percent from the floor. Jacksonville State placed five scorers in double-figures, led by Ronnie Boggs' 17 points. Dion Walters (14 points), Darion Rackley (13), Brian Williams (12) and Tarvin Gaines (10) also recorded double-digits in the scoring column for the Gamecocks, who hit 95.8 percent of their free throw attempts (23-for-24).



# GAME-BY-GAME RECAPS

## GAME 25

	1	2	F
	37	28	65
	28	30	58

**Saturday, Feb. 4**  
**Elam Center - Martin, Tenn.**  
**UTM: 3-22 (0-12) / MURR: 23-0 (11-0)**

<u>HIGH</u>	<u>UTM</u>	<u>MURR</u>
<b>Points:</b>	DSmith (24)	3 Tied (11)
<b>Rebounds:</b>	DSmith (11)	Mushatt (9)
<b>Assists:</b>	Liabo (6)	Canaan (5)
<b>Steals:</b>	Minor (3)	Canaan (2)
<b>Blocks:</b>	MTaylor (2)	Daniel/Long (3)

### SKYHAWKS LEAVE IT ALL ON THE FLOOR IN 65-58 LOSS TO NO. 9 MURRAY STATE

The University of Tennessee at Martin men's basketball team gave No. 9 Murray State all it wanted, but the Racers escaped with a 65-58 victory in front of 4,700 fans at the Kathleen and Tom Elam Center.

The Skyhawks pulled down a season-best 47 rebounds tonight, outrebounding the nation's last undefeated team by eight. As a result, UT Martin put itself in perfect position to make a late push, trailing by just six points with four minutes remaining.

Senior Dane Smith enjoyed his best career game for the Skyhawks, recording his second career double-double with a career-best 24 points and 11 rebounds in 36 minutes of play. The 11 rebounds were just one shy of his career-high of 12 at Tennessee on Dec. 29, 2010.

Myles Taylor also cracked double-figures with 14 points while adding seven rebounds and Mike Liabo tallied eight points, six assists and five rebounds for UT Martin, who held Murray State to its second-lowest scoring output of the season (lowest out of any Ohio Valley Conference opponent).

Isaiah Canaan, Latreze Mushatt and Jewuan Long each scored 11 points to pace the Racers, who were held to 17.6 percent shooting from beyond the arc.

## GAME 26

	1	2	F
	29	27	56
	42	44	86

**Thursday, Feb. 9**  
**Show Me Center - Cape Girardeau, Mo.**  
**UTM: 3-23 (0-13) / SEMO: 13-11 (8-4)**

<u>HIGH</u>	<u>UTM</u>	<u>SEMO</u>
<b>Points:</b>	Liabo (16)	Stone (19)
<b>Rebounds:</b>	Washington (8)	Stone (6)
<b>Assists:</b>	Minor (5)	Smith (6)
<b>Steals:</b>	3 Tied (1)	Lo. Nutt (2)
<b>Blocks:</b>	Love/MTaylor (1)	Stone/Powell (2)

### UTM FALLS 86-56 ON THE ROAD AT SOUTHEAST MISSOURI



Mike Liabo tied a career-high with four 3-pointers at Southeast Missouri, but The University of Tennessee at Martin men's basketball team fell 86-56 to the Redhawks at the Show Me Center.

Tonight marked the fifth time in Liabo's 58 career games that the southpaw had knocked down four trifectas in a game. He ended the evening with a team-best 16 points, leading the team in scoring for the 12th time this season.

Dane Smith and Myles Taylor also reached double-figures for the Skyhawks tonight, scoring 12 and 10 points, respectively. Jeremy Washington added eight points and eight rebounds, while Omari Minor handed out five assists for UT Martin.

Tyler Stone led Southeast Missouri with 19 points and six rebounds, while Corey Wilford scored 15 points and Marcus Brister tallied 11 points for the Redhawks.

## GAME 27

	1	2	F
	40	34	74
	33	38	71

**Saturday, Feb. 11**  
**Elam Center - Martin, Tenn.**  
**UTM: 3-24 (0-14) / EIU: 11-14 (4-9)**

<u>HIGH</u>	<u>UTM</u>	<u>EIU</u>
<b>Points:</b>	MTaylor (24)	Miller (28)
<b>Rebounds:</b>	MTaylor (11)	Hollowell (8)
<b>Assists:</b>	Washington (5)	Akers (5)
<b>Steals:</b>	5 Tied (1)	Miller (3)
<b>Blocks:</b>	Washington (2)	Hollowell (3)

### SKYHAWKS POST LATE COMEBACK BID BUT FALL TO EASTERN ILLINOIS, 74-71

The University of Tennessee at Martin men's basketball team led for a portion of the second half during the game against Eastern Illinois, but the Panthers took the lead for good midway through the second half and turned back a furious Skyhawk rally to hold on for a 74-71 victory at the Kathleen and Tom Elam Center.

The Skyhawks trailed by 11 points with 55 seconds remaining, but trimmed their deficit to just two points with 21 seconds remaining. UT Martin nearly forced a turnover on Eastern Illinois' next possession before a jumpball was called, giving the Panthers the ball back. Eastern Illinois closed out the game by making three of four free throws in the final 15 seconds.

Myles Taylor led four Skyhawks in double-figures, pouring in 24 points and 11 rebounds in only 25 minutes of play for his fourth career double-double. The 6-7 freshman made a living at the free throw line, knocking down 14 of his 15 attempts from the charity stripe (both career-highs). Sophomore Mike Liabo tied a career-high with four 3-pointers for the second consecutive game, compiling 14 points and seven rebounds. Troy King (12 points) and Dane Smith (11) also reached double-digits in the scoring column for UT Martin, who sank 92.9 percent of its free throw attempts (26-for-28) and outrebounded the Panthers 39-31.

Joey Miller (game-high 28 points) and Jeremy Granger (12 points) led Eastern Illinois.



# GAME-BY-GAME RECAPS

## GAME 28

	1	2	OT	F
	36	34	6	76
	42	28	5	75

Tuesday, Feb. 14

KSU Convocation Center - Kennesaw, Ga.  
UTM: 4-24 / KSU: 3-24

HIGH	UTM	KSU
Points:	MTaylor (31)	Dixon (20)
Rebounds:	DSmith (9)	Anderson/Sabic (7)
Assists:	Liabo/Washington (3)	Henry (4)
Steals:	Washington/KTaylor (3)	Love (3)
Blocks:	Maclin (2)	None

### TAYLOR-MADE: FRESHMAN DUO POWER UTM TO 76-75 OVERTIME VICTORY AT KENNESAW STATE

Myles Taylor poured in a career-best 31 points for The University of Tennessee at Martin to lead all scorers, but it was Khristian Taylor who made the biggest shot of the game – a free throw with 2.9 seconds left in overtime that wound up being the difference in a 76-75 Skyhawk victory over Kennesaw State at the KSU Convocation Center.

The Skyhawks battled back from a six-point halftime deficit to lead by as many as seven points in the second half. However, Kennesaw State charged back to take the lead late in regulation before UT Martin forced overtime.

In the extra period, Khristian Taylor became the hero. The Akron, Ohio native drove down the left side and got fouled with the score tied at 75-all and 2.9 seconds left on the clock. Taylor – who had previously been 0-for-5 from the charity stripe in his collegiate career – calmly rattled in the second of two free throws.

In what has been nothing short of a spectacular season for Myles Taylor, tonight's performance was his best. He made nine of his 17 field goal attempts and pulled down eight rebounds in 31 minutes. Mike Liabo (11 points) and Jeremy Washington (10) also cracked double-figures for the Skyhawks, while Dane Smith registered nine points and nine rebounds.

The Owls were led by Spencer Dixon's 20 points, while Delbert Love and Aaron Anderson added 17 and 13 points, respectively.

## GAME 29

	1	2	F
	22	26	48
	31	33	64

Saturday, Feb. 18

University Center - Hammond, La.  
UTM: 4-25 / SE LA: 10-15

HIGH	UTM	SE LA
Points:	Liabo (13)	Johnson (23)
Rebounds:	Mopo (8)	Johnson (19)
Assists:	Minor (4)	Patterson (4)
Steals:	KTaylor (1)	Patterson (3)
Blocks:	Minor (1)	Johnson/Benton (3)

### SKYHAWKS FALL 64-48 AT SOUTHEASTERN LOUISIANA IN SEARS ESPN BRACKETBUSTER

The University of Tennessee at Martin men's basketball team battled throughout during the game at Southeastern Louisiana, but in the end Roosevelt Johnson's 23 points and 19 rebounds paced the Lions to a 64-48 win at the University Center.

Mike Liabo led UT Martin with 13 points, while Troy King added 10 points in his first start since Dec. 18 against IPFW. Dane Smith (nine) and Jeremy Washington (eight) nearly reached double-figures for the Skyhawks, who outrebounded Southeastern Louisiana by a 39-36 margin.

Sophomore Pierre Mopo pulled down a career-best eight rebounds in 19 minutes off the bench for UT Martin, who was playing shorthanded in the post. Junior Corderio Maclin did not make the trip due to a stomach illness and freshman Myles Taylor was suspended indefinitely for conduct detrimental to the team.

Todd Nelson (18 points) and DeShawn Patterson (10) joined Johnson in double-figures for Southeastern Louisiana.

## GAME 30

	1	2	F
	43	42	85
	30	37	67

Thursday, Feb. 23

Elam Center - Martin, Tenn.  
UTM: 4-26 (0-15) / APSU: 11-19 (7-8)

HIGH	UTM	APSU
Points:	Liabo (27)	Lawrence (19)
Rebounds:	DSmith (7)	Fraley (7)
Assists:	Minor (6)	Lawrence (5)
Steals:	DSmith (2)	6 Tied (1)
Blocks:	Maclin (1)	Fraley (3)

### UTM FALLS 85-67 TO AUSTIN PEAY IN HOME SEASON FINALE

The University of Tennessee at Martin men's basketball team received a career-high scoring effort from Mike Liabo and an inspired effort from senior Dane Smith in his final home game in a Skyhawk uniform, but the Skyhawks fell 85-67 to Austin Peay at the Kathleen and Tom Elam Center.

Liabo ended his evening with 27 points on 9-of-16 shooting, including a 4-for-6 effort from three-point range. His previous best scoring game came earlier this season against SIU Edwardsville, when he scored 26 points on Jan. 7.

The team's only senior, Smith tossed in 16 points and added a game-high seven rebounds for the Skyhawks. Tonight's effort marked the third-highest scoring game in the two-year career of the Toronto, Canada native.

Corderio Maclin also cracked double-figures for the seventh time this season for UT Martin, while Omari Minor registered six assists and a career-high six rebounds.

For Austin Peay, Herdie Lawrence's 19 points led the way, while John Fraley (16 points), Josh Terry (15), Justin Blake (11) and Chris Freeman (10) each cracked double-figures for the Governors.



# GAME-BY-GAME RECAPS

## GAME 31

	1	2	F
	27	19	46
	40	37	77

Saturday, Feb. 25  
Pete Mathews Coliseum - Jacksonville, Ala.  
UTM: 4-27 (0-16) / JSU: 14-17 (8-8)

HIGH	UTM	JSU
Points:	Liabo (19)	Boggs/Rackley (14)
Rebounds:	DSmith (5)	Mafra (9)
Assists:	3 Tied (2)	Boggs (6)
Steals:	Washington/Richardson (2)	Williams (2)
Blocks:	None	6 Tied (1)

### SKYHAWKS CLOSE OUT SEASON WITH 77-46 LOSS AT JACKSONVILLE STATE

Mike Liabo poured in a game-high 19 points for The University of Tennessee at Martin men's basketball team, but the Skyhawks struggled in the season finale, falling 77-46 at Jacksonville State.

Troy King also added double-figures in the scoring column for UT Martin, chipping in 10 points off the bench. Corderio Maclin scored eight points in eight minutes before fouling out, while senior Dane Smith corralled a team-best five rebounds in his final collegiate game.

Jacksonville State was led in scoring by Ronnie Boggs and Darion Rackley, who each scored 14 points apiece. Tarvin Gaines (13 points) and Brian Williams (12) also cracked double-figures for the Gamecocks.

Playing at home.....	2-12
Playing on the road .....	2-15
Playing on a neutral floor .....	0-0
Playing day games.....	1-5
Playing night games .....	3-22
Playing in November.....	2-6
Playing in December.....	1-7
Playing in January .....	0-7
Playing in February.....	1-7
Playing in March .....	0-0
Playing on a Monday.....	0-0
Playing on a Tuesday.....	2-2
Playing on a Wednesday.....	0-2
Playing on a Thursday .....	0-9
Playing on a Friday .....	0-2
Playing on a Saturday.....	1-10
Playing on a Sunday .....	1-2
Playing in overtime.....	1-0
Playing in double overtime .....	0-1
Playing in triple overtime .....	0-0
Leading at halftime.....	2-1
Trailing at halftime .....	2-26
Tied at halftime .....	0-0
Game is decided by single digits .....	3-9
Game is decided by 10 or more points .....	1-18
Leading with 5 minutes left .....	2-1
Trailing with 5 minutes left.....	1-25
Tied with 5 minutes left.....	1-1
Leading with 2 minutes left .....	3-2
Trailing with 2 minutes left.....	1-25
Tied with 2 minutes left .....	0-0
Scoring 60 or less points .....	1-13
Scoring 61-70 points .....	0-8
Scoring 71-80 points .....	2-6
Scoring 81 or more points .....	1-0
Shooting under 40 percent .....	0-12
Shooting 40-50 percent .....	3-14
Shooting over 50 percent .....	1-1
Opponent shoots under 40 percent.....	1-0
Opponent shoots 40-50 percent.....	2-13
Opponent shoots over 50 percent .....	1-14
Making more 3-pointers than opponent.....	0-7
Making less 3-pointers than opponent .....	3-16
Shooting more free throws than opponent.....	3-6
Opponent shoots more free throws.....	1-20
Outrebounding opponent .....	3-9
Opponent outrebounds UTM .....	1-18
Forcing more turnovers than committing.....	2-5
Committing more turnovers than opponent .....	2-19




# SEASON IN PHOTOS




Myles Taylor became the third Skyhawk to be recognized as OVC Freshman of the Year.




Mike Liabo led the team in scoring, cracking double-figures in 28 of his 30 contests.



Dane Smith wrapped up his career with as the team leader in field goal percentage.



Omari Minor started in all but one game while leading UT Martin in assists.



Jeremy Washington had a good debut season, leading the team in assist-to-turnover ratio.



Corderio Maclin ranked among the team leaders in points scored per minute played.



Khristian Taylor sank the game-winning free throw in overtime at Kennesaw State on Feb. 14.



Head coach Jason James guided the Skyhawks to a huge 59-54 win at UAB on Nov. 27.



The fans turned out in groves on Feb. 4, 2012 for the Skyhawks' first-ever game against a ranked opponent in the Kathleen and Tom Elam Center, as UT Martin hosted No. 9 Murray State. The Skyhawks gave the nation's last undefeated team one of its toughest tests of the season before the Racers escaped with a narrow 65-58 win in front of a capacity crowd of 4,700 fans.



# RECORD BOOK





# SEASON/CAREER RECORDS

## INDIVIDUAL SEASON RECORDS

Points			Free Throws Attempted				
1.	880	Lester Hudson	2008-09	1.	210	Marcus Glass	1985-86
2.	847	Lester Hudson	2007-08	2.	190	Jared Newson	2004-05
3.	664	Mike Meschede	1987-88	3.	188	Tim Britt	1991-92
4.	625	Marcus Glass	1985-86	t4.	182	Mike Meschede	1987-88
5.	616	Michael Hart	1995-96	t4.	182	Jared Newson	2005-06
6.	573	Jerry Davis	1982-83	6.	176	Jerry Davis	1982-83
7.	565	Marquis Weddle	2007-08	7.	173	Jeremy Kelly	2005-06
8.	546	Mitch Stentiford	1983-84	8.	172	Michael Hart	1995-96
9.	528	Gus Rudolph	1982-83	t9.	169	Roy Cotton	1986-87
10.	527	Jared Newson	2005-06	t9.	169	Lester Hudson	2007-08

Field Goals Made				Rebounds			
1.	313	Lester Hudson	2008-09	1.	320	Marcus Glass	1985-86
2.	291	Lester Hudson	2007-08	2.	315	Gus Rudolph	1982-83
3.	246	Michael Hart	1995-96	3.	313	Mike Rudolphi	1968-69
4.	235	Marcus Glass	1985-86	t4.	305	Darrell Smith	1980-81
5.	227	Jerry Davis	1982-83	t4.	305	Mike Rudolphi	1969-70
t6.	214	Mitch Stentiford	1983-84	6.	291	Fred Sanders	1972-73
t6.	214	Gus Rudolph	1982-83	7.	267	Roy Cotton	1987-88
t8.	213	Larry Carter	1976-77	8.	262	Darrell Smith	1981-82
t8.	213	Don McDonald	1969-70	9.	259	Lester Hudson	2007-08
10.	209	Mike Meschede	1987-88	10.	255	Ryan DeMichael	1997-98

Field Goals Attempted			Assists				
1.	697	Lester Hudson	2008-09	1.	209	Larry Martin	1982-83
2.	627	Lester Hudson	2007-08	t2.	160	Eric Rivers	1985-86
3.	506	Marcus Glass	1985-86	t2.	160	Larry Martin	1981-82
4.	487	Marquis Weddle	2007-08	4.	159	Kyle Herrin	1984-85
5.	469	Mike Meschede	1987-88	5.	158	Delrico Lane	2008-09
6.	456	Don McDonald	1969-70	6.	155	Jair Peralta	2001-02
7.	449	Mitch Stentiford	1983-84	t7.	148	Ryan Owens	1995-96
8.	448	Mike Liabo	2011-12	t7.	148	Lester Hudson	2007-08
9.	436	Michael Hart	1995-96	9.	146	Tyler George	2003-04
10.	420	Gus Rudolph	1982-83	10.	143	Arthur Boykin	1974-75

3-Point Field Goals Made				Blocks			
1.	124	Lester Hudson	2007-08	1.	78	Jack Bendure	1969-70
2.	106	Lester Hudson	2008-09	2.	74	Jeremy Sargent	2001-02
3.	99	Marquis Weddle	2007-08	3.	66	Jack Bendure	1970-71
4.	98	Earl Bullock	2002-03	t4.	52	Ryan DeMichael	1997-98
5.	94	Mike Meschede	1987-88	t4.	52	Jeremy Sargent	2000-01
6.	92	Marquis Weddle	2008-09	6.	50	Roy Cotton	1987-88
7.	91	DeWayne Powell	1995-96	7.	49	Ryan DeMichael	1998-99
t8.	77	Mike Hansen	1988-89	t8.	39	Jack Bendure	1971-72
t8.	77	DeWayne Powell	1994-95	t8.	39	Fred Sanders	1971-72
10.	76	DeWayne Powell	1993-94	t10.38		Roy Cotton	1986-87

3-Point Field Goals Attempted		
1.	320	Lester Hudson 2007-08
2.	299	Lester Hudson 2008-09
3.	294	Marquis Weddle 2007-08
4.	278	Earl Bullock 2002-03
5.	273	Marquis Weddle 2008-09
6.	251	DeWayne Powell 1995-96
t7.	223	Mike Liabo 2011-12
t7.	223	Mike Meschede 1987-88
9.	201	DeWayne Powell 1993-94
10.	178	Mike Hansen 1988-89

t10.	38	Fred Sanders 1972-73
Steals		
1.	94	Lester Hudson 2007-08
2.	75	Lester Hudson 2008-09
t3.	74	William McFadden 1996-97
t3.	74	Andrae Betts 1999-00
5.	73	Larry Martin 1981-82
6.	72	Delrico Lane 2008-09
7.	69	DeWayne Powell 1993-94
8.	68	DeWayne Powell 1994-95

Free Throws Made		
1.	150	Marcus Glass 1985-86
2.	148	Lester Hudson 2008-09
3.	147	Mike Meschede 1987-88
t4.	141	Jared Newson 2004-05
t4.	141	Lester Hudson 2007-08
6.	134	Benzor Simmons 2010-11
7.	133	Jeremy Kelly 2005-06
8.	129	Jared Newson 2005-06
t9.	125	Myles Taylor 2011-12
t9.	125	Tim Britt 1991-92

## CAREER RECORDS

Points				Free Throws Attempted			
1.	1729	Mike Meschede	1984-88	1.	526	Jared Newson	2003-06
2.	1727	Lester Hudson	2007-09	2.	510	Mike Meschede	1984-88
3.	1626	DeWayne Powell	1992-96	3.	420	Benzor Simmons	2007-11
4.	1347	Jared Newson	2003-06	4.	412	Cleve Woodfork	2003-07
5.	1332	Mitch Stentiford	1981-84	5.	378	Jeremy Kelly	2001-06
6.	1304	Marquis Weddle	2007-10	t6.	348	Tim Britt	1991-93
7.	1213	Jeremy Kelly	2001-06	t6.	348	Don Hubbard	1978-82
8.	1130	Benzor Simmons	2007-11	8.	344	Mitch Stentiford	1981-84
9.	1124	Don Hubbard	1978-82	9.	342	Marcus Glass	1984-86
10.	1119	Michael Hart	1994-96	10.	337	Lester Hudson	2007-09

Field Goals Made			Rebounds				
1.	604	Lester Hudson	2007-09	1.	794	Mike Rudolphi	1967-70
2.	575	Mike Meschede	1984-88	2.	649	Ryan DeMichael	1995-00
3.	525	Mitch Stentiford	1981-84	3.	592	Will Lewis	2003-07
4.	522	DeWayne Powell	1992-96	4.	567	Darrell Smith	1980-82
5.	458	Marquis Weddle	2007-10	5.	564	Marcus Glass	1984-86
6.	452	Jared Newson	2003-06	6.	545	Cleve Woodfork	2003-07
7.	443	Michael Hart	1994-96	7.	535	Jared Newson	2003-06
8.	432	Don Hubbard	1978-82	8.	513	Lester Hudson	2007-09
9.	431	Marcus Glass	1984-86	9.	503	Roy Cotton	1986-88
10.	421	Jeremy Kelly	2001-06	10.	500	Jack Bendure	1969-72

Field Goals Attempted				Assists			
1.	1324	Lester Hudson	2007-09	1.	397	Kyle Herrin	1983-87
2.	1272	Mike Meschede	1984-88	2.	369	Larry Martin	1981-83
3.	1206	DeWayne Powell	1992-96	3.	359	Jeremy Kelly	2001-06
4.	1186	Marquis Weddle	2007-10	4.	339	Arthur Boykin	1972-75
5.	1054	Mitch Stentiford	1981-84	5.	330	DeWayne Powell	1992-96
6.	1016	Jared Newson	2003-06	6.	287	Terry Pearcy	1974-78
7.	1003	Jeremy Kelly	2001-06	7.	283	Lester Hudson	2007-09
8.	913	Don Hubbard	1978-82	8.	260	Andrae Betts	1998-00
9.	871	Demarko Wright	1993-97	9.	257	Mike Meschede	1984-88
10.	862	Okechi Egbe	2000-03	10.	244	Ryan Owens	1995-97

3-Point Field Goals Made				Blocks			
1.	302	DeWayne Powell	1992-96	1.	183	Jack Bendure	1969-72
2.	239	Marquis Weddle	2007-10	2.	126	Jeremy Sargent	2000-02
3.	230	Lester Hudson	2007-09	t2.	126	Ryan DeMichael	1995-99
4.	152	Earl Bullock	2002-05	4.	88	Roy Cotton	1986-88
5.	147	Demarko Wright	1993-97	5.	77	Fred Sanders	1971-73
6.	144	Mike Meschede	1984-88	6.	70	Marcus Glass	1984-86
7.	122	Jeremy Kelly	2001-06	7.	64	Will Lewis	2003-07
8.	120	Mike Liabo	2010-active	8.	60	Kenan Asceric	2000-04
t9.	89	Marcus Washington	1988-92	9.	54	Andres Irrarrazabal	2007-11
t9.	89	Okechi Egbe	2000-03	10.	47	Sam Cherry	1983-85

3-Point Field Goals Attempted				Steals			
1.	763	DeWayne Powell	1992-96	1.	263	DeWayne Powell	1992-96
2.	704	Marquis Weddle	2007-10	2.	175	Jeremy Kelly	2001-06
3.	619	Lester Hudson	2007-09	3.	169	Lester Hudson	2007-09
4.	470	Earl Bullock	2002-05	4.	154	Mike Meschede	1984-88
5.	423	Jeremy Kelly	2001-06	5.	132	Andrae Betts	1998-00
6.	380	Mike Liabo	2010-active	6.	131	Larry Martin	1981-83
7.	368	Demarko Wright	1993-97	7.	128	Jared Newson	2003-06
8.	335	Mike Meschede	1984-88	8.	120	Marcus Washington	1988-92
9.	292	Reuben Clayton	2008-11	9.	117	Jon Roos	1999-03
10.	249	Okechi Egbe	2000-03	10.	116	Reuben Clayton	2008-11

Free Throws Made			
1.	415	Mike Meschede	1984-88
2.	378	Jared Newson	2003-06
3.	341	Benzor Simmons	2007-11
4.	289	Lester Hudson	2007-09
5.	284	Cleve Woodfork	2003-07
6.	282	Mitch Stentiford	1981-84
7.	280	DeWayne Powell	1992-96
8.	263	Don Hubbard	1978-82
9.	249	Jeremy Kelly	2001-06
10.	248	Marcus Glass	1984-86



# SEASON/CAREER/GAME RECORDS

## Team Game Records

- **Most Points:** 129 vs. Miles (12-17-86)
- **Most Field Goals Made:** 51 vs. Union (2-27-73); vs. Lambuth (11-22-82)
- **Most Field Goals Attempted:** 98 vs. North Central (12-3-80)
- **Best Field Goal Percentage:** .672 (41 of 61) vs. Tennessee State (1-11-03)
- **Most 3-Point Field Goals Made:** 15 (of 31) vs. Morehead State (12-17-07)
- **Most 3-Point Field Goals Attempted:** 37 (14 made) vs. Samford (3-4-08)
- **Most Free Throws Made:** 48 (of 67) vs. Cumberland (11-30-87)
- **Most Free Throws Attempted:** 67 (48 made) vs. Cumberland (11-30-87)
- **Best Free Throw Percentage:** 1.000 (16 of 16) vs. Christian Brothers (11-29-99); (16 of 16) at Southeast Missouri (2-26-05)
- **Most Rebounds:** 68 vs. Union (2-19-74); vs. Troy State (2-24-79)
- **Most Assists:** 37 vs. Bethel (12-14-02)
- **Most Blocks:** 11 vs. Bethel (12-3-01)
- **Most Steals:** 24 vs. Maryville (11-14-08)
- **Largest Victory:** 76 points (113-37) vs. St. Louis Christian (1-5-91)
- **Largest Defeat:** 74 points (124-50) at Kentucky (11-26-94)

## Team Season Records

- **Most Points:** 2,560 (2007-08)
- **Most Field Goals Made:** 933 (of 1,799), 1982-83
- **Most Field Goals Attempted:** 2,031 (892 made), 2007-08
- **Best Field Goal Percentage:** .521 (826 of 1,585), 1984-85
- **Most 3-Point Field Goals Made:** 309 (of 897), 2007-08
- **Most 3-Point Field Goals Attempted:** 897 (309 made), 2007-08
- **Most Free Throws Made:** 557 (of 776), 1983-84
- **Most Free Throws Attempted:** 776 (557 made), 1983-84
- **Best Free Throw Percentage:** 74.1 (554 of 748), 1985-86
- **Most Rebounds:** 37.2 avg., (1,227 total in 33 games), 2007-08
- **Most Assists:** 472, 1985-86; 2001-02
- **Most Blocks:** 133, 1969-70
- **Most Steals:** 310, 2001-02

## Individual Game Records


- **Most Points:** 44, Okechi Egbe vs. Bethel (11-20-00)
- **Most Field Goals Made:** 18 (of 25), Larry Carter vs. Freed-Hardeman (1-29-76)
- **Most Field Goals Attempted:** 31 (15 made) Jim Martin vs. Chattanooga (2-13-74)
- **Best Field Goal Percentage:** 1.000 (10 of 10), Jack King vs. Christian Brothers (11-27-57)
- **Most 3-Point Field Goals Made:** 10 (of 14), Mike Meschede vs. Mississippi College (1-16-88)

- **Most 3-Point Field Goals Attempted:** 21 (9 made), Marquis Weddle vs. Samford (3-4-08)
- **Most Free Throws Made:** 17 (of 19), Mitch Steinfeld vs. Southeast Missouri State (1-3-84)
- **Most Free Throws Attempted:** 24, Marcus Glass vs. Bethel (12-2-85)
- **Best Free Throw Percentage:** 1.000 (14 of 14), Benzor Simmons at Eastern Kentucky (12-4-10)
- **Most Rebounds:** 27, Darrell Smith vs. Maryville (12-20-80)
- **Most Assists:** 16, Kyle Herrin vs. Miles (12-17-86)
- **Most Blocked Shots:** 11, Jack Bendure vs. Union (1-17-70)
- **Most Steals:** 10, Lester Hudson vs. Central Baptist (11-13-07)
- **Quadruple Doubles:** 1, Lester Hudson (25 points, 12 rebounds, 10 assists and 10 steals) vs. Central Baptist (11-13-07)

## Miscellaneous Records

- **Most Consecutive Free Throws:** 27, Lester Hudson (2008-09)
- **Most Victories in a Season:** 22 (2008-09)
- **Longest Winning Streak at Home:** 25 (1981-82 to 1982-83, 1983-84 to 1984-85)
- **Highest Scoring Average:** 84.4 (1985-86)
- **Lowest Scoring Average:** 57.4 (1981-82)
- **Lowest Scoring Game:** UT Martin 17, Delta State 11 (3-1-83)
- **Most Home Wins in a Season:** 18 (1985-86)
- **School's Longest Winning Streak:** 11 (2008-09 and 1985-86)

\*Includes only performances against four-year colleges.



*Skyhawk guard Lester Hudson tallied the NCAA's first-ever quadruple-double on Nov. 13, 2007 against Central Baptist. The Memphis native recorded a final line of 25 points, 12 rebounds, 10 assists and 10 steals in the 116-74 UT Martin victory.*



# SKYHAWKS OF DISTINCTION

## First Team All-OVC

Michael Hart .....	1995-96
Ryan DeMichael .....	1997-98
Jared Newson .....	2005-06
Lester Hudson .....	2007-08
Lester Hudson .....	2008-09

## Second Team All-OVC

Tim Britt.....	1992-93
DeWayne Powell .....	1993-94
DeWayne Powell .....	1994-95
Michael Hart .....	1994-95
DeWayne Powell .....	1995-96
Ryan DeMichael .....	1998-99
Brian Foster .....	2000-01
Brian Foster .....	2001-02
Gerald Robinson.....	2007-08

## Third Team All-OVC

Jeremy Sargent .....	2001-02
Earl Bullock.....	2002-03
Joey Walker .....	2002-03
Jared Newson .....	2003-04

## OVC All-Newcomer

DeWayne Powell .....	1992-93
Michael Hart .....	1994-95
Gerald Robinson.....	2006-07
Lester Hudson .....	2007-08
Marquis Weddle.....	2007-08
Delrico Lane.....	2008-09
Myles Taylor.....	2011-12

## OVC All-Tournament

Lester Hudson .....	2007-08
Lester Hudson .....	2008-09

## OVC Player of the Year

Lester Hudson .....	2007-08
Lester Hudson .....	2008-09

## OVC Male Athlete of the Year

Lester Hudson .....	2007-08
Lester Hudson .....	2008-09

## OVC Freshman of the Year

Okechi Egbe .....	1999-00
Marquis Weddle .....	2007-08
Myles Taylor.....	2011-12

## OVC Newcomer of the Year

Michael Hart .....	1994-95
Brian Foster .....	2000-01
Earl Bullock.....	2002-03

## OVC Coach of the Year

Cal Luther .....	1995-96
Bret Campbell.....	2008-09

## Division II All-Americans

Marcus Glass.....	1985-86
<i>Basketball Times Third Team</i>	

## Division I All-Americans

Lester Hudson .....	2007-08
<i>Associated Press Honorable Mention</i>	
<i>CollegeInsider.com</i>	
<i>CollegeHoops.net Second Team</i>	
Lester Hudson .....	2008-09
<i>Associated Press Honorable Mention</i>	
<i>FoxSports.com Mid-Major</i>	
<i>NaismithLives.com All-Mid Major</i>	
<i>CollegeInsider.com All-American</i>	
<i>Lowe's Senior CLASS All-American</i>	

## All-GSC First Team

Fred Sanders .....	1972-73
Jim Martin .....	1973-74
Larry Carter .....	1976-77
Larry Brooks .....	1981-82
Darrell Smith.....	1981-82
Jerry Davis.....	1982-83
Gus Rudolph.....	1982-83
Mitch Stentiford .....	1982-83
Marcus Glass.....	1985-86
Mike Meschede.....	1986-87
Mike Meschede.....	1987-88
Roy Cotton .....	1987-88
Shannon Redmond .....	1989-90

## All-GSC Second Team

Jack Bendure .....	1971-72
Marcus McLemore.....	1971-72
Vic Quinn .....	1972-73
Joe Boddie .....	1977-78
Don Hubbard.....	1979-80
Don Hubbard.....	1980-81

## GSC Coach of the Year

Tom Hancock.....	1982-83
------------------	---------

## GSC Player of the Year

Jerry Davis.....	1982-83
Mike Meschede.....	1987-88

## GSC Rookie of the Year

Shannon Redmond .....	1989-90
-----------------------	---------

## OVC Championships

2008-09 .....	22-10 (14-4 OVC)
---------------	------------------

## GSC Championships

1982-83 .....	21-10 (11-3 GSC)
1987-88 .....	20-8 (12-4 GSC)

## Ohio Valley Conference Weekly Recipients

### Player of the Week

Michael Hart (1-8-95)
Dewayne Powell (2-26-95)
Michael Hart (12-10-95)
Michael Hart (1-7-96)
Michael Hart (2-4-96)
Hayden Prescott (1-2-01)
Joey Walker (11-25-02)
JC Howe (12-16-02)
Joey Walker (1-13-03)
Jeremy Kelly (11-21-05)
Jared Newson (12-5-05)
Jared Newson (2-6-06)
Jared Newson (2-13-06)
Gerald Robinson (2-12-07)
Lester Hudson (11-12-07)
Lester Hudson (11-19-07)
Lester Hudson (1-14-08)
Gerald Robinson (1-28-08)
Lester Hudson (2-11-08)
Gerald Robinson (2-18-08)
Gerald Robinson (2-25-08)
Lester Hudson (11-17-08)
Lester Hudson (12-22-08)
Lester Hudson (12-29-08)
Lester Hudson (1-5-09)
Lester Hudson (1-12-09)
Lester Hudson (1-19-09)
Lester Hudson (2-9-09)
Benzor Simmons (12-21-09)
Marquis Weddle (12-28-09)

### Newcomer of the Week

Michael Hart (2-5-95)
Michael Hart (2-19-95)
Jason Ohlsen (1-4-98)
Steve Sensabaugh (1-24-00)
Jeremy Sargent (11-27-00)
Jair Peralta (11-19-01)
Brian Foster (1-22-01)
Brian Foster (2-5-01)
Brian Foster (2-12-01)
Brian Foster (2-19-01)
JC Howe (12-16-02)
Earl Bullock (12-23-02)
Earl Bullock (2-3-03)
JC Howe (2-24-03)
Justin Smith (11-24-03)
Jared Newson (12-15-03)
Justin Smith (12-22-03)
Jared Newson (2-2-04)
Gerald Robinson (11-13-06)
Gerald Robinson (12-4-06)
Gerald Robinson (2-19-07)
Djero Riedewald (12-10-07)
Lester Hudson (1-2-08)
Lester Hudson (1-7-08)
Lester Hudson (1-21-08)
Lester Hudson (1-28-08)
Djero Riedewald (2-11-08)
Lester Hudson (2-18-08)
Delrico Lane (12-22-08)
Delrico Lane (12-29-08)
Reuben Clayton (2-9-09)

### Freshman of the Week

Dewayne Powell (1-25-93)
Steve Wright (12-5-93)
Ryan Owens (1-7-96)
Ryan Owens (2-4-96)
Andrae Betts (1-18-99)
Andrae Betts (2-8-99)
Okechi Egbe (1-17-00)
Okechi Egbe (1-24-00)
Will Lewis (12-15-03)
Marquis Weddle (11-19-07)
Marquis Weddle (11-26-07)
Marquis Weddle (12-3-07)
Marquis Weddle (1-7-08)
Marquis Weddle (2-4-08)
Marquis Weddle (2-18-08)
Mike Liabo (11-29-10)
Mike Liabo (12-6-10)
Troy King (12-13-10)
Terence Smith (12-27-10)
Troy King (1-17-11)
Terence Smith (1-31-11)
Troy King (2-21-11)
Mike Liabo (2-28-11)
Myles Taylor (11-21-11)
Myles Taylor (12-12-11)
Myles Taylor (12-19-11)
Myles Taylor (12-26-11)
Myles Taylor (2-6-12)



# ALL-TIME SERIES RESULTS

TEAM	UTM Record	First Meeting	Last Meeting	TEAM	UTM Record	First Meeting	Last Meeting	TEAM	UTM Record	First Meeting	Last Meeting
Alabama	0-3	1981-82	1993-94	IPFW	1-2	2004-05	2011-12	Quincy	0-1	1988-89	1988-89
Alabama A&M	1-1	2000-01	2000-01	Indiana State	0-2	1974-75	2004-05	Radford	0-2	1995-96	1996-97
Ala.-Huntsville	3-0	1986-87	1993-94	Ind. St.-Evansville	3-1	1970-71	1973-74	Reinhardt	1-0	2004-05	2004-05
Alaska-Anchorage	0-2	1990-91	1990-91	Iowa State	0-1	1996-97	1996-97	#Rhodes College	8-6	1967-68	1990-91
Alaska-Fairbanks	1-1	1990-91	1990-91	Jackson State	0-1	1999-00	1999-00	Rochester College	2-0	2003-04	2011-12
American	0-1	1993-94	1993-94	Jacksonville St.	21-36	1971-72	2011-12	Rust	8-2	1967-68	1990-91
Anderson	1-0	1979-80	1979-80	Kansas	0-2	1986-87	1988-89	Rutherford	1-0	1953-54	1953-54
Arkansas	0-2	1973-74	1992-93	Kennesaw State	1-0	2011-12	2011-12	Saint Louis	1-2	1995-96	2006-07
Ark.-Little Rock	0-3	1992-93	2006-07	Kentucky	0-1	1994-95	1994-95	St. Louis Christian	1-0	1990-91	1990-91
Arkansas State	4-13	1966-67	2011-12	Kentucky State	0-1	1979-80	1979-80	St. Mary's	3-0	1979-80	2001-02
Ark. St. Teachers	2-1	1962-63	1966-67	Ky. Wesleyan	1-7	1967-68	1991-92	Saint Peter's	2-0	2006-07	2007-08
Arkansas Tech	1-0	1964-65	1964-65	LaGrange	1-0	1969-70	1969-70	St. Xavier (Ill.)	0-1	1985-86	1985-86
Athens State	1-2	1953-54	1957-58	Lamar	0-1	2011-12	2011-12	Samford	4-7	1992-93	2007-08
Auburn	0-2	1987-88	2008-09	Lambuth	34-15	1951-52	1991-92	San Diego	0-1	1977-78	1977-78
Augustana	0-1	1981-82	1981-82	Lane	6-0	1981-82	1990-91	San Francisco	0-1	2003-04	2003-04
Austin Peay	17-54	1952-53	2011-12	LeMoyne-Owen	3-3	1969-70	1985-86	Southeastern La.	3-8	1972-73	2011-12
Ball State	0-3	1991-92	2011-12	Lincoln Memorial	7-0	1960-61	1991-92	SIU Edwardsville	3-4	1970-71	2011-12
Belmont	20-11	1953-54	1987-88	Lindsey Wilson	0-1	1991-92	1991-92	SE Missouri	26-42	1962-63	2011-12
Berry	1-0	2001-02	2001-02	Lindenwood	1-0	1980-81	1980-81	Southern Cal.	0-3	1991-92	2008-09
Bethel	30-21	1951-52	2011-12	Lipscomb	12-11	1958-59	2011-12	Southern Illinois	0-2	1999-00	2009-10
Birmingham Southern	0-2	1966-67	2004-05	Livingston	19-21	1971-72	1990-91	Southern Indiana	4-2	1970-71	1991-92
Blackburn	2-0	1979-80	1982-83	Louisville	0-2	2005-06	2011-12	Southern Miss	0-1	2006-07	2006-07
Boston Univ.	0-1	1991-92	1991-92	LSU	0-4	1988-89	2010-11	Southwest Baptist	1-0	1981-82	1981-82
Bradley	0-3	1973-74	2010-11	*Lyon College	15-6	1959-60	1998-99	Spalding	1-0	2005-06	2005-06
Brescia	2-0	1998-99	2008-09	MacMurray	1-0	2010-11	2010-11	Stephen F. Austin	1-1	1982-83	1996-97
Butler	1-1	1999-00	2000-01	Maine	1-0	2007-08	2007-08	Stetson	1-0	1984-85	1984-85
Cal. St. Northridge	0-1	1977-78	1977-78	Martin College	3-1	1951-52	1951-52	Tennessee	0-4	1993-94	2010-11
Campbellsville	0-1	1989-90	1989-90	Maryville St. Louis	2-0	1980-81	2008-09	Tennessee State	22-31	1966-67	2011-12
Carson Newman	1-1	1961-62	1969-70	Memphis	0-5	2000-01	2010-11	Tennessee Tech	10-34	1968-69	2011-12
Centenary	2-1	2000-01	2010-11	Miami	0-1	2000-01	2000-01	Tennessee Temple	1-1	1980-81	1995-96
Central Arkansas	2-3	2007-08	2011-12	Middle Tenn.	8-25	1964-65	2011-12	Tenn. Wesleyan	0-3	1959-60	1988-89
Central Baptist	2-0	2003-04	2007-08	Middle Tenn. (JV)	1-0	1955-56	1955-56	Texas Christian	0-1	1992-93	1992-93
Central Florida	1-1	2002-03	2003-04	Miles	1-0	1986-87	1986-87	Trevecca	1-0	1985-86	1985-86
Cent. Methodist	2-0	1979-80	1983-84	Milligan	2-0	1959-60	1962-63	Troy%	18-24	1971-72	1991-92
Central Michigan	0-1	1991-92	1991-92	Minnesota	0-1	1992-93	1992-93	Tusculum	0-3	1964-65	1966-67
Central Missouri	1-0	1981-82	1981-82	MISC	0-1	1964-65	1964-65	UAB	1-1	1999-00	2011-12
Centre	1-0	1987-88	1987-88	Mississippi Coll.	17-18	1962-63	1990-91	Union	32-21	1954-55	2002-03
Chapman	0-1	1977-78	1977-78	Mississippi State	1-7	1980-81	2011-12	Union Frosh	2-1	1952-53	1952-53
Charleston (W.V)	1-0	1985-86	1985-86	Miss. Valley St.	1-1	2003-04	2003-04	Valdosta State	8-9	1982-83	1990-91
Chattanooga	1-6	1973-74	1981-82	Missouri	0-5	1982-83	2009-10	Vanderbilt	0-5	1993-94	2007-08
Christian Bros.	17-18	1951-52	1999-00	Missouri Baptist	3-2	1951-52	1980-81	Vanderbilt Frosh	0-2	1955-56	1955-56
Cincinnati	0-2	1994-95	2006-07	Missouri-St. Louis	3-1	1969-70	1970-71	Virginia	0-1	1995-96	1995-96
Columbia College	1-0	1978-79	1978-79	Mo. Southern	0-2	1991-92	1991-92	Va. Commonwealth	0-2	1994-95	1997-98
Concordia	1-0	2002-03	2002-03	Missouri State^	0-3	1995-96	2009-10	Virginia Tech	0-1	1997-98	1997-98
Covenant	2-0	1995-96	2007-08	Missouri Valley	1-0	2002-03	2002-03	Webster	2-0	2000-01	2005-06
Cumberland (TN)	4-0	1984-85	1996-97	Mo. School of Mines	4-2	1956-57	1961-62	West Georgia	5-8	1981-82	1990-91
Delta State	25-37	1956-57	1995-96	Morehead State	13-29	1991-92	2011-12	West Virginia St.	1-0	2001-02	2001-02
Duke	0-1	2004-05	2004-05	Murray State	3-41	1956-57	2011-12	Western Illinois	1-0	2003-04	2003-04
Eastern Illinois	17-17	1994-95	2011-12	Murray State (JV)	3-5	1951-52	1956-57	Western Kentucky	1-2	1991-92	1997-98
Eastern Kentucky	15-25	1991-92	2011-12	UNLV	0-2	2002-03	2007-08	Westminster	3-0	1978-79	2009-10
Elon	2-0	2007-08	2008-09	NE Miss. JC	1-0	1953-54	1953-54	William Woods	1-0	2010-11	2010-11
Evansville	1-10	1993-94	2009-10	Northern Arizona	1-1	2001-02	2002-03	Williams Baptist	0-1	1991-92	1991-92
Florida Int'l	1-0	2008-09	2008-09	New York State	1-0	1980-81	1980-81	Winthrop	0-1	2001-02	2001-02
Florida State	0-2	1984-85	2009-10	Nicholls State	5-6	1971-72	1978-79	Yale	1-0	2001-02	2001-02
Fordham	1-0	2008-09	2008-09	North Alabama	22-27	1960-61	1990-91	<b>61 seasons All-time record: 675-868</b>			
Freed-Hardeman	1-0	2006-07	2006-07	North Central	1-0	1980-81	1980-81	* Formerly known as Arkansas College			
Georgia State	1-2	1992-93	1995-96	North Dakota	1-1	1979-80	1980-81	# Formerly known as Southwestern			
Grace	1-0	1985-86	1985-86	North Dakota St.	0-2	1978-79	1979-80	^ Formerly known as Southwest Missouri			
Grambling	1-0	1991-92	1991-92	North Texas	0-1	2004-05	2004-05	! Formerly known as Northwestern Louisiana			
Harding Acad.	1-1	1960-61	1960-61	NW Mississippi	1-1	1952-53	1952-53	%Formerly known as Troy State			
Harding College	1-0	1964-65	1964-65	Northwestern	0-1	1996-97	1996-97				
Harris-Stowe	1-0	2009-10	2009-10	!Northwestern St.	1-2	1973-74	2010-11				
Hawaii	0-2	1999-00	2006-07	Oakland City	5-4	1955-56	1992-93				
Henderson State	0-1	1988-89	1988-89	Ohio	0-1	2011-12	2011-12				
Hendrix College	0-1	1964-65	1964-65	Ohio State	0-2	1998-99	2010-11				
High Point	1-0	2006-07	2006-07	Ole Miss	0-2	2001-02	2004-05				
Houston Baptist	1-0	1992-93	1992-93	Oral Roberts	1-1	1994-95	1995-96				
Howard	0-1	2006-07	2006-07	Otterbein	1-0	1983-84	1983-84				
Idaho State	0-2	1995-96	1997-98	Paducah (JC)	3-7	1951-52	1957-58				
Illinois	0-2	1998-99	2005-06	Pilot Oak	1-0	1954-55	1954-55				
Illinois State	0-2	1983-84	2000-01	Portland State	1-1	2003-04	2004-05				
Indiana-Purdue	2-0	1977-78	1978-79	Purdue	0-3	1996-97	2005-06				



# 1,000 POINT CLUB



## #13 MIKE MESCHEDÉ (1984-88)

**1,729 POINTS**

**GUARD, 6-4, 200, MERRILLVILLE, IND.**

YEAR	GP-GS	FG-FGA	PCT	3FG-FGA	PCT	FT-FTA	PCT	REB	RPG	PTS	PPG
1984-85	28-6	85-169	.503	----	----	69-89	.775	44	1.5	239	8.5
1985-86	26-26	137-315	.435	----	----	107-122	.887	92	3.5	396	15.2
1986-87	26-17	144-319	.451	----	----	92-117	.786	101	3.9	430	16.5
1987-88	28-28	209-469	.445	----	----	147-182	.807	83	2.9	664	23.7
4 years	108-77	575-1272	.452	----	----	415-510	.814	320	2.9	1729	16.0



## #5 LESTER HUDSON (2007-09)

**1,727 POINTS**

**GUARD, 6-2, 190, MEMPHIS, TENN.**

YEAR	GP-GS	FG-FGA	PCT	3FG-FGA	PCT	FT-FTA	PCT	REB	RPG	PTS	PPG
2007-08	33-32	291-627	.464	124-320	.388	141-169	.834	259	7.8	847	25.7
2008-09	32-32	313-697	.449	106-299	.355	148-168	.881	254	7.9	880	27.5
2 years	65-64	604-1324	.456	203-619	.372	289-337	.858	513	7.9	1727	26.6




## #11 DEWAYNE "POOH" POWELL (1992-96)

**1,626 POINTS**

**GUARD, 6-2, 160, FORT WAYNE, IND.**

YEAR	GP-GS	FG-FGA	PCT	3FG-FGA	PCT	FT-FTA	PCT	REB	RPG	PTS	PPG
1992-93	26-26	91-218	.417	58-135	.430	61-78	.782	72	2.8	301	11.6
1993-94	27-27	147-355	.414	76-201	.378	75-88	.852	65	2.4	445	16.5
1994-95	27-27	131-268	.489	77-178	.433	68-89	.764	91	3.4	407	15.1
1995-96	27-27	153-365	.419	91-251	.363	76-102	.745	71	2.6	473	17.5
4 years	107-107	522-1206	.433	302-765	.395	280-357	.784	299	2.8	1626	15.2




## #1 JARED NEWSON (2003-06)

**1,347 POINTS**

**FORWARD, 6-5, 215, BELLEVILLE, ILL.**

YEAR	GP-GS	FG-FGA	PCT	3FG-FGA	PCT	FT-FTA	PCT	REB	RPG	PTS	PPG
2003-04	28-16	136-297	.458	24-61	.393	108-154	.701	166	5.9	404	14.4
2004-05	27-27	135-319	.423	5-27	.185	141-190	.742	184	6.8	416	15.4
2005-06	28-28	181-400	.453	36-89	.404	129-182	.709	185	6.6	527	18.8
3 years	83-71	452-1016	.445	65-177	.367	378-526	.719	535	6.4	1347	16.2



## #23 MITCH STENTIFORD (1981-84)

**1,332 POINTS**

**GUARD, 6-2, 185, BATON ROUGE, LA.**

YEAR	GP-GS	FG-FGA	PCT	3FG-FGA	PCT	FT-FTA	PCT	REB	RPG	PTS	PPG
1981-82	31-16	112-213	.526	----	----	61-75	.831	55	1.8	285	9.2
1982-83	31-24	214-420	.508	----	----	103-127	.811	75	2.4	501	16.2
1983-84	29-29	214-499	.477	----	----	118-142	.831	82	2.8	546	18.8
3 years	91-69	540-1132	.477	----	----	282-344	.819	212	2.3	1332	14.6



# 1,000 POINT CLUB




## #4 MARQUIS WEDDLE (2007-10)

1,304 POINTS

GUARD, 6-1, 185, UNION CITY, TENN.

YEAR	GP-GS	FG-FGA	PCT	3FG-FGA	PCT	FT-FTA	PCT	REB	RPG	PTS	PPG
2007-08	33-29	199-487	.409	99-294	.337	68-91	.747	94	2.8	565	17.1
2008-09	32-30	156-434	.359	93-273	.341	35-44	.795	57	1.8	440	13.8
2009-10	19-9	103-265	.389	48-137	.350	45-52	.865	65	3.4	299	15.7
3 years	84-68	458-1186	.386	240-704	.341	148-187	.791	216	2.6	1304	15.5



## #3 JEREMY KELLY (2001-06)

1,213 POINTS

GUARD, 6-5, 205, LOUISVILLE, KY.

YEAR	GP-GS	FG-FGA	PCT	3FG-FGA	PCT	FT-FTA	PCT	REB	RPG	PTS	PPG
2001-02	29-4	55-141	.390	20-60	.333	16-36	.444	84	2.9	146	5.1
2002-03	28-21	84-182	.462	16-59	.271	30-58	.517	84	3.0	214	7.8
2003-04	28-27	138-328	.421	39-136	.287	70-111	.631	115	4.1	385	13.8
2005-06	28-28	144-352	.409	47-168	.280	133-173	.769	97	3.5	468	16.7
4 years	113-80	421-1003	.419	122-423	.288	249-378	.658	380	3.4	1213	10.7



## #1 BENZOR SIMMONS (2007-11)

1,130 POINTS

FORWARD, 6-5, 215, MIAMI, FLA.

YEAR	GP-GS	FG-FGA	PCT	3FG-FGA	PCT	FT-FTA	PCT	REB	RPG	PTS	PPG
2007-08	27-10	44-90	.489	2-10	.200	44-52	.846	49	1.8	134	5.0
2008-09	32-6	72-148	.486	9-29	.310	54-76	.711	115	3.6	207	6.5
2009-10	29-24	129-309	.417	27-91	.297	109-135	.807	152	5.2	394	13.6
2010-11	33-8	122-266	.459	17-64	.266	134-154	.870	158	4.8	395	12.0
4 years	121-48	367-813	.451	55-194	.284	341-420	.812	474	3.9	1130	9.3




## #31 DON HUBBARD (1978-82)

1,124 POINTS

FORWARD, 6-5, 200, MAYFIELD, KY.

YEAR	GP	FG-FGA	PCT	3FG-FGA	PCT	FT-FTA	PCT	REB	RPG	PTS	PPG
1978-79	25	90-181	.497	----	----	52-75	.693	134	5.4	232	9.3
1979-80	26	170-341	.499	----	----	84-109	.771	191	7.3	424	16.3
1980-81	26	145-332	.437	----	----	113-142	.796	161	6.2	403	15.5
1981-82	15	27-59	.457	----	----	14-22	.636	38	2.5	65	4.3
4 years	92	432-913	.473	----	----	263-348	.755	524	5.7	1124	12.2



## #33 MICHAEL HART (1994-96)


1,119 POINTS

FORWARD, 6-7, 220, LEBANON, MO.

YEAR	GP-GS	FG-FGA	PCT	3FG-FGA	PCT	FT-FTA	PCT	REB	RPG	PTS	PPG
1994-95	27-27	197-371	.531	1-2	.500	108-152	.711	205	7.6	503	18.6
1995-96	27-27	246-436	.564	1-1	1.000	123-172	.715	248	9.2	616	22.8
2 years	54-54	443-807	.549	2-3	.667	231-324	.713	453	8.4	1119	20.7



# 1,000 POINT CLUB



## #43 MARCUS GLASS (1984-86)

**1,115 POINTS**

**CENTER, 6-7, 210, JACKSON, TENN.**

YEAR	GP-GS	FG-FGA	PCT	3FG-FGA	PCT	FT-FTA	PCT	REB	RPG	PTS	PPG
1984-85	29-29	196-324	.605	-----	-----	98-143	.742	244	8.4	490	16.9
1985-86	28-28	235-506	.464	-----	-----	150-210	.714	320	11.4	625	15.2
2 years	56-56	431-830	.519	-----	-----	248-353	.702	564	10.1	1115	19.9




## #42 CLEVE WOODFORK (2003-07)

**1,094 POINTS**

**CENTER, 6-9, 235, ST. LOUIS, Mo.**

YEAR	GP-GS	FG-FGA	PCT	3FG-FGA	PCT	FT-FTA	PCT	REB	RPG	PTS	PPG
2003-04	28-24	105-206	.510	0-0	.000	44-77	.571	161	5.8	254	9.1
2004-05	27-21	124-225	.551	0-0	.000	77-118	.653	108	4.0	325	12.0
2005-06	27-17	63-130	.485	0-0	.000	64-86	.744	121	4.5	190	7.0
2006-07	31-30	113-220	.514	0-0	.000	99-131	.756	155	5.0	325	10.5
4 years	113-92	405-781	.519	0-0	.000	284-412	.689	545	4.8	1094	9.7




## #30 DEMARKO WRIGHT (1993-97)

**1,073 POINTS**

**GUARD/FORWARD, 6-5, 190, DANVILLE, ILL.**

YEAR	GP-GS	FG-FGA	PCT	3FG-FGA	PCT	FT-FTA	PCT	REB	RPG	PTS	PPG
1993-94	27-12	72-193	.373	19-56	.339	30-41	.732	90	3.3	193	7.1
1994-95	27-27	106-242	.438	41-97	.423	79-106	.745	94	3.5	332	12.3
1995-96	27-24	66-207	.415	34-88	.386	66-91	.725	98	3.6	272	10.1
1996-97	27-27	94-229	.410	53-127	.417	35-52	.673	82	3.0	276	10.2
4 years	108-90	338-871	.388	147-368	.399	210-290	.724	364	3.4	1073	9.9



## #45 RYAN DEMICHAEL (1995-99)

**1,066 POINTS**

**FORWARD/CENTER, 6-9, 225, WOODHAVEN, MICH.**

YEAR	GP-GS	FG-FGA	PCT	3FG-FGA	PCT	FT-FTA	PCT	REB	RPG	PTS	PPG
1995-96	26-0	20-43	.465	0-1	.000	9-17	.529	41	1.6	49	1.9
1996-97	27-2	81-150	.540	0-2	.000	58-84	.690	123	4.6	220	8.1
1997-98	26-25	160-314	.510	2-4	.500	66-96	.688	255	9.8	388	14.9
1998-99	26-26	153-307	.498	32-88	.364	71-101	.703	230	8.8	409	15.7
4 years	105-53	414-814	.509	34-95	.358	204-298	.685	649	6.2	1066	10.2



## #0 OKECHI EGBÉ (1999-2003)

**1,063 POINTS**

**GUARD/FORWARD, 6-5, 205, DECATUR, ALA.**

YEAR	GP-GS	FG-FGA	PCT	3FG-FGA	PCT	FT-FTA	PCT	REB	RPG	PTS	PPG
1999-00	28-21	88-198	.444	25-66	.379	54-74	.730	110	3.9	255	9.1
2000-01	28-28	140-289	.484	32-85	.376	57-83	.687	105	3.8	369	13.2
2001-02	28-13	66-144	.458	11-40	.275	19-33	.576	81	2.9	162	5.8
2002-03	28-21	105-241	.436	23-64	.359	44-57	.772	119	4.3	277	9.9
4 years	112-83	399-872	.457	91-255	.357	174-247	.704	415	3.7	1063	9.5



# ALL-TIME ROSTER

**A**  
 Abney, Norman: 1972-73\*, 73-76  
 Akinbobola, Wale: 2011-12  
 Apple, Jessie: 1981-84  
 Armstrong, John: 1965-66\*, 66-69  
 Armstrong, Ronnie: 1963-65  
 Asceric, Kenan: 2000-04  
 Ashcraft, Caleb: 2011-12

**B**  
 Bailey, Joe: 2005-09  
 Baker, Mike: 1972-73\*, 1973-76  
 Barger, Robert: 1964-65\*, 1965-68  
 Barker, Sherrill: 1966-67\*  
 Barnett, Reggie: 1962-63  
 Barton, Wayne: 1976-77  
 Basso, Richard: 1970-72\*  
 Belew, Rick: 1964-65  
 Belote, David: 1971-73\*, 1973-76  
 Bendure, Jack: 1969-72  
 Bentley, Jim: 1969-71\*, 1971-73  
 Benton, Byron: 1999-00  
 Benton, Sidney: 1992-94  
 Betts, Andrae: 1998-00  
 Bledsoe, Jared: 1999-00  
 Bloodworth, Brice: 1991-92  
 Boddie, Joe: 1974-75\*, 75-78  
 Bowling, Darrin: 1991-93  
 Boykin, Arthur: 1971-72\*, 72-75  
 Braden, Mike: 1973-75\*  
 Bradley, Jim: 1977-80  
 Bradley, Stan: 1989-91  
 Braxton, Pat: 1989-90  
 Breen, Bob: 1973-74  
 Brewer, Webb: 1972-74\*, 74-75  
 Bright, Phil: 1973-75\*  
 Britt, Tim: 1991-93  
 Brixey, Roger: 1973-75\*  
 Brooks, Larry: 1980-82  
 Brown, Jones: 1960-61  
 Brown, MJ: 2008-10  
 Bryan, Thomas: 1964-65\*  
 Bryant, Bill: 1971-72\*  
 Bryant, Donald: 1967-68\*  
 Bullock, Earl: 2002-03, 04-05  
 Burge, Ryan: 1993-97  
 Burnette, Don: 1964-66  
 Busyn, Chris: 1991-94  
 Byars, Richard: 1975-76

**C**  
 Carigan, Robert: 1987-88  
 Carr, John: 1977-79  
 Carter, Chris: 2003-05  
 Carter, Larry: 1964-65  
 Carter, Larry: 1975-77  
 Casey, Mike: 1970-72  
 Castle, Art: 1995-98  
 Castle, Roger: 1995-98  
 Castlallaw, John: 1968-69\*  
 Chaffin, Lester: 1969-70\*  
 Cherry, Sam: 1983-85  
 Childs, Justin: 2012-present  
 Clayton, Reuben: 2008-11  
 Coleman, Donnell: 1973-74\*  
 Coleman, Terrance: 2009-10  
 Collins, Ricky: 1976-78  
 Combett, Jerry: 1963-65  
 Congiusta, Ben: 2008-09  
 Cooper, Chris: 1984-85  
 Cosby, Gregg: 1973-74\*  
 Cotton, Roy: 1986-88  
 Cox, Vejer: 1987-89  
 Craig, Bryant: 2006-08  
 Crumby, Joe: 1995-99  
 Cude, Robin: 1994-98  
 Cunningham, Don: 1962-63

**D**  
 Daeger, Tony: 1970-71  
 Daniels, Tommy: 1981-82  
 Davis, Danny: 1964-65\*  
 Davis, Don Wayne: 1969-70\*  
 Davis, Jerry: 1983-85  
 Dawe, Robert: 1960-61  
 DeMichael, Ryan: 1995-99  
 Denbow, Steve: 1977-80  
 Desormey, Kent: 1971-73

Diekman, Jerry: 1972-74  
 Donohue, Mike: 1969-70\*, 70-72  
 Doris, Rod: 1968-70  
 Dorse, Lorenzo: 2005-07  
 Dowdell, Tobias: 2012-present  
 Drewry, Paul: 1986-87  
 Dugger, Jimmy: 1974-75\*  
 Dunlap, Gary: 1968-69\*

**E**  
 Edwards, Kenneth: 1986-87  
 Edwards, Trey: 2010-11  
 Egbe, Okechi: 1999-03  
 Elder, Donald: 1999-01  
 Elliott, Don: 1974-76  
 Elliott, Lee: 1967-68\*  
 Elliott, Thomas: 1966-67\*  
 Ellison: David: 1981-82  
 Elzey, David: 1968-69\*, 69-72

**F**  
 Ferrell, Aaron: 2002-06  
 Flatt, Justin: 2004-07  
 Flippin, Hayes: 1976-77  
 Flowers, Mike: 2001-02  
 Forbes, Willie: 1982-86  
 Ford, John: 1981-83  
 Ford, Marcus: 2004-05  
 Foster, Brian: 2000-02  
 Franklin, Robert: 1980-81  
 Fry, Bob: 1960-62  
 Fulks, Joe: 1965-66\*, 66-69  
 Furches, Tim: 1970-72\*, 72-74

**G**  
 Garner, Wilber: 1971-73\*  
 Garrett, Troy: 1986-87  
 Gatewood, Carl: 1960-61  
 George, Tyler: 2003-05  
 Gher, Norman: 1960-62  
 Gifford, Thomas: 1968-69\*  
 Glass, Marcus: 1984-86  
 Glover, Donald: 1963-65  
 Goehring, Ray: 1965-66  
 Goodman, Steve: 1967-68\*  
 Graham, John: 1964-65\*  
 Guarian, Rushell: 1987-89  
 Guffin, Sean: 1997-99  
 Guy, Greg: 1973-75\*

**H**  
 Hamilton, John: 1974-75\*  
 Hamilton, Leonard: 1969-71  
 Hammonds, Ken: 1983-84  
 Hampton, Billy Ray: 1977-81  
 Hampton, Jermi: 1999-02  
 Hansen, Mike: 1988-89  
 Hardy, Mark: 1988-92  
 Harper, Derrick: 1997-98  
 Harper, Oswago: 1996-98  
 Harris, Martez: 2011-12  
 Harris, Spencer: 2005-07  
 Harris, Thomas: 2004-04  
 Hart, Michael: 1994-96  
 Harvey, Andrew W.: 1978-80  
 Hassett, Adam: 1995-99  
 Hauser, Bob: 1960-62  
 Hay, Olajide: 2007-09  
 Hendrix, Ben: 1982-83  
 Herrin, Kyle: 1983-87  
 Herron, Roy: 1971-72\*  
 Higgs, Adrian: 2001-02  
 High, Curtis: 1980-82  
 High, Donald Ray: 1963-68  
 Hill, John: 1968-69\*, 69-70  
 Hobbs, Robert: 1968-69\*, 69-72  
 Hoffman, Alan: 1966-67\*, 67-68  
 Hoffman, Walter: 1962-65  
 Hogg, Freddy: 1968-69  
 Hood, Daron: 2006-11  
 Howe, J.C.: 2002-03  
 Hubbard, Don: 1978-82  
 Hubbard, Gary: 1968-69\*  
 Hudson, Joe: 1960-62  
 Hudson, Lester: 2007-09  
 Huff, Paul: 1988-89  
 Humphrey, Tony: 1971-72\*

**I**  
 Ingram, Vashon: 2005-07  
 Irrarazabal, Andres: 2007-11

**J**  
 Jackson, Franky Lee: 1980-81  
 Jackson, Glenn: 1964-65\*  
 Jackson, Michael: 2000-02  
 Jacobus, Marty: 1970-72\*, 72-73  
 James, Robert: 2000-01  
 Jankowski, John: 1979-80  
 Jennings, George: 1965-67  
 Johnson, Gari: 1988-89  
 Johnson, Richard: 1962-63  
 Jones, Bobby: 2012-present  
 Jones, McKale: 2005-07  
 Jones, Zach: 2009-10  
 Jordan, Steve: 1998-00  
 Joslin, Andrew: 1986-88  
 Joyner, Edward: 1968-69\*

**K**  
 Kalis, Scott: 1983-85  
 Kelley, Stan: 1976-78  
 Kelly, Jeremy: 2001-06  
 Kinard, Bobby: 1963-64  
 King, Troy: 2010-12  
 Kirkham, Mike: 1964-65\*  
 Knight, Zerek: 2005-07  
 Knox, Carlos: 1993-94  
 Kuehner, Bryan: 1965-68

**L**  
 Lacy, Jerry: 1963-65  
 Laman, Jon: 1975-79  
 Lampley, Danny: 1967-68\*  
 Landers, Moore: 1963-65  
 Lane, Delrico: 2008-10  
 Lane, Larry: 1985-87  
 Lanigan, Robert: 1986-87  
 Larimer, Dolph: 1960-64  
 Larkins, Leonard: 1971-72\*  
 Lawler, Darren: 1989-91  
 Lee, John: 1964-65\*  
 Lee, Leslie: 1985-86  
 Leeper, Rick: 1968-70  
 Lewis, Will: 2003-07  
 Liabo, Mike: 2010-present  
 Lingle, Larry: 1971-72\*  
 Littleton, Edward: 1978-79  
 Locum, Jim: 1992-94  
 Logan, Steven: 1977-78  
 Love, Gary: 2011-12  
 Lowery, Joe: 1968-70

**M**  
 Maclin, Corderio: 2011-present  
 Madden, Marty: 1969-70\*  
 Maggitt, Greg: 1982-83  
 Malone, Craig: 1989-90  
 March, Kenneth Ross: 1978-80  
 Martin, Jim: 1971-72\*, 72-75  
 Martin, Larry: 1981-83  
 Martin, Mickey: 1966-68  
 Martin, Thomas: 1964-65\*  
 Mason, David: 1966-67\*, 67-70  
 Massey, Eric: 2008-09  
 Mathis, Verdell: 1969-71\*  
 Mayer, Hal: 1972-74\*, 74-75  
 McDonald, Don: 1968-70  
 McDonald, Kenneth: 1966-67\*  
 McFadden, William: 1995-97  
 McLaughlin, BJ: 2012-present  
 McLemore, Marcus: 1968-69\*, 69-72  
 Mears, Matt: 1984-87  
 Meschede, Mike: 1984-88  
 Meyers, Robert: 1974-75\*, 75-76  
 Minor, Omari: 2010-present  
 Misner, Brad: 1990-92  
 Mitchell, Stacy: 1988-89  
 Monn, John: 1984-86  
 Mopo, Pierre: 2010-present  
 Morris, Perry: 1993-94  
 Mpondo, Dominique: 2008-10  
 Murray, Darryl: 1983-86  
 Muse, Eddie: 1964-65\*  
 Myrick, Scott: 1971-72\*

**N**  
 Nelson, B.J.: 1994-97  
 Nelson, Marcus: 1989-91  
 Nesbitt, Burl E.: 1979-80  
 Newson, Jared: 2003-06  
 Newton, Tom: 1982-83  
 Nobles, Parker: 1970-71\*

**O**  
 Ohlsen, Jason: 1997-98  
 Oldham, Dee: 2012-present  
 Oliver, Daryl: 1965-66\*, 66-67  
 Oliver, Terry: 1964-68  
 O'Nan, Dennis: 1964-65\*, 65-68  
 Oseman, Steve: 1966-67\*  
 Ousley, John: 1985-86  
 Owens, Ryan: 1995-97

**P**  
 Page, Mel: 1969-70\*, 70-73  
 Palmquist, John: 1970-71  
 Pangrazio, Nino: 1987-88  
 Parker, A.J.: 1990-91  
 Parks, Larry: 1966-67\*  
 Partee, Thomas: 1975-77  
 Patterson, Bennie: 1973-75  
 Patterson, James: 1964-65\*  
 Patterson, Mike: 1976-78  
 Paul, Brad: 1972-73\*  
 Percy, Terry: 1974-75\*, 75-78  
 Peralta, Jair: 2001-02  
 Perry, Danny: 1968-69\*  
 Phillips, Jimmy: 1964-65\*  
 Phillips, Felipe: 1992-94  
 Polite, Greg: 1980-81  
 Pollock, Joe: 1962-65  
 Potts, Ronnie: 1963-64  
 Povaleri, Tony: 1983-85  
 Powell, Dwayne: 1992-96  
 Powers, Larry: 1960-64  
 Prescott, Hayden: 1999-00  
 Pritchett, James: 1960-61  
 Pritchett, Jim: 1984-85  
 Pruitt, George: 2006-07

**Q**  
 Quinn, Vic: 1971-73

**R**  
 Rawls, Jerry: 1960-64  
 Rayford, Maurice: 1988-89  
 Reagan, Bill: 1972-73  
 Redmond, Ken: 1969-72\*, 72-74  
 Redmond, Shannon: 1989-91  
 Reed, Kenneth: 1996-70\*, 70-71  
 Reed, Ron: 1982-85, 86-87  
 Riales, Larry: 1966-67\*  
 Richardson, Joe: 1967-68  
 Richardson, Chris: 2010-12  
 Richardson, DeMarc: 2012-present  
 Richardson, Marquis: 2009-10  
 Richardson, Spencer: 1980-82  
 Riddick, Tim: 1988-89  
 Riedewald, Djero: 2007-09  
 Rivers, Eric: 1985-86  
 Roberts, Arnold: 1974-75\*, 75-78  
 Roberts, Ronnie: 1967-68\*  
 Robertson, Jerry: 1978-80  
 Robinson, Gerald: 2006-08  
 Robinson, John: 1968-69\*, 69-72  
 Rodgers, Tony: 1970-72  
 Rolsma, Ned: 2000-02  
 Roos, Jon: 1999-03  
 Rowland, Will: 1991-92  
 Rounds, Alan: 1967-68\*  
 Rudolph, Gus: 1980-83  
 Rudolph, Michael: 1966-67\*, 67-70  
 Ryan, Mike: 1967-68\*

**S**  
 Sanders, Fred: 1971-73  
 Sargent, Jeremy: 2000-02  
 Sasser, Buddy: 1962-64  
 Sawyers, Bill: 1969-70\*  
 Scott, Kyle: 1980-81  
 Seals, Lloyd: 1974-75\*  
 Seay, Gary: 1962-63  
 Sellers, Larry: 1968-69\*

Sensabaugh, Steve: 1999-00  
 Shannon, Kenneth: 1985-86  
 Sherberg, Jerry: 1970-71  
 Shore, Roger: 1960-62  
 Simmons, Benzor: 2007-11  
 Singleton, Lee Charles: 1979-80  
 Sisco, Shane: 1988-89  
 Sipes, James: 1983-84, 85-87  
 Sledd, Kenneth: 1965-66\*, 66-69  
 Small, David: 1963-65  
 Smith, Brooks: 2001-03  
 Smith, Chip: 1982-84  
 Smith, Courtney: 2003-06  
 Smith, Dane: 2010-12  
 Smith, Darrell: 1980-82  
 Smith, Joe: 1961-63  
 Smith, Justin: 2003-05  
 Smith, Reese: 1966-67  
 Smith, Terence: 2010-present  
 Sosnowski, Kevin: 1990-91  
 Spencer, Ron: 2009-11  
 Stentiford, Mitch: 1981-84  
 Stokes, Jerry: 1973-74  
 Suiter, Brad: 1988-89  
 Sullivan, Rick: 1971-72  
 Swope, Jim: 1960-63

**T**  
 Taylor, Cataurius: 2009-10  
 Taylor, Freddie: 1978-79  
 Taylor, Gary: 1969-71\*  
 Taylor, Ken: 1969-71\*  
 Taylor, Christian: 2011-present  
 Taylor, Myles: 2011-present  
 Taylor, Pat: 1964-65\*, 65-68  
 Thomas, Kevin: 1988-89  
 Thompson, Jason: 2004-06  
 Threw, Dave: 1970-71\*  
 Tidwell, Barry: 1978-80  
 Tidwell, Billy: 1979-80  
 Tolliver, McClenon: 2005-07  
 Tuck, Kevin: 1981-83  
 Turpin, David: 1963-64

**V**  
 Vaughn, Jude: 1980-81  
 Vaughn, Paul: 1966-67\*  
 Viniard, Buddy: 1960-61  
 Vowell, Tab: 1989-91

**W**  
 Walker, Craig: 1987-88  
 Walker, Dave: 1960-62  
 Walker, Dwight: 1980-81  
 Walker, Joey: 2001-03  
 Washington, Jeremy: 2011-present  
 Washington, Marcus: 1988-89  
 Watts, Marvin: 1987-88  
 Webb, Phil: 1973-74\*, 74-75  
 Weddle, Marquis: 2007-10  
 Weems, Ken: 1985-86  
 Werts, Mike: 1989-91  
 Wilcox, Ronald: 1965-66\*, 66-69  
 Willett, Darrell: 1979-80  
 Williams, Don: 1967-69  
 Williams, Jerry: 1968-69\*  
 Williams, Johnny: 1962-65  
 Wilson, Darrell: 1966-67\*, 68-70  
 Wilson, Harold: 1966-67\*, 67-70  
 Wilson, Kirk: 1987-88  
 Winegar, Darrell: 1973-74\*  
 Woodfork, Cleve: 2003-08  
 Woods, Don: 1970-71\*  
 Woods, Richard: 1991-93  
 Wright, Demarko: 1993-97  
 Wright, Steve: 1993-94  
 Wyatt, Bruce: 1979-80

**Y**  
 York, Eli: 2011-12  
 Young, Shawn: 1987-89



# ALL-TIME COACHES



**JC  
HENSON  
1951-52**

Ushering in the men's basketball era at UT Martin was James C. Henson.

Henson, a former standout football player and track performer at Mississippi State, served in numerous capacities during his early years at UT Martin. He coached football and basketball, headed the Department of Physical Education, served as director of athletics and taught a chemistry class. Colleagues and students both remember his philosophy of life, good humor and amicable manner.

In 1952, the UT Martin athletics department opened a new branch of the department that catered to only women's athletics, thanks in large part to Henson's funding.

Henson also was at the helm of some of the most successful programs in school history - the men's tennis program. Henson won four Volunteer State Athletic Conference titles in the 1970's. After coaching the team for three decades, Henson retired in 1980.

Henson's presence is still very much around the UT Martin campus, as the Henson House overlooks the team's varsity tennis courts, and serves as an office for head coach Dennis Taylor as well as a dressing room, media room equipped with surround sound, a stringing room with three stringing machines, a full kitchen and a team meeting room.

All in all, Henson served as athletics director from 1947-71, and head coach of the football (1947-56), men's basketball (1947-52) and men's tennis (1952-80) squads.

In 1984, Henson was the ninth member inducted into the UT Martin Athletics Hall of Fame.

## SEASONS: 1

<b>1951-52:</b>	<b>6-12</b>
<b>TOTAL:</b>	<b>6-12</b>
	<b>(.333)</b>



**FLOYD  
BURDETTE  
1952-71**

The longest tenured coach in UT Martin history, Floyd Burdette was at the helm when UT Martin competed in the Volunteer State Athletic Conference.

Burdette, who played basketball at UT Martin in the mid-1930's, returned home to head the men's basketball program in 1952. A native of Martin, Burdette had served for seven years as the head basketball coach at the University of Alabama prior to his appointment at Martin.

Burdette won the most games of any coach in UT Martin history (197), and posted a .500 record or better in nine of his 11 seasons in the VSAC. As the team prepared to exit the VSAC and enter the Mid-South Conference in 1970, Burdette's team stormed to three successive victories and the conference championship.

Burdette also was part of a major change in UT Martin athletics history in 1969, as he recruited Leonard Hamilton, who was the first African-American to suit up for a UT Martin athletics program.

Burdette was a charter member into the UT Martin Athletics Hall of Fame in 1983.

## SEASONS: 19

	<u>TOTAL</u>	<u>VSAC</u>
<b>1952-53:</b>	7-9	---
<b>1953-54:</b>	15-3	---
<b>1954-55:</b>	14-4	---
<b>1955-56:</b>	13-6	---
<b>1956-57:</b>	7-13	---
<b>1957-58:</b>	8-2	---
<b>1958-59:</b>	9-13	---
<b>1959-60:</b>	10-9	---
<b>1960-61:</b>	13-10	7-5
<b>1961-62:</b>	13-11	8-6
<b>1962-63:</b>	12-12	6-4
<b>1963-64:</b>	11-10	8-4
<b>1964-65:</b>	11-13	6-6
<b>1965-66:</b>	12-8	7-2
<b>1966-67:</b>	11-13	6-1
<b>1967-68:</b>	3-18	3-7
<b>1968-69:</b>	8-12	5-5
<b>1969-70:</b>	14-12	6-4
<b>1970-71:</b>	3-20	0-9
<b>TOTAL:</b>	<b>197-201</b>	<b>62-53</b>
	<b>(.495)</b>	<b>(.539)</b>



**BOB  
PAYNTER  
1971-80**

As the UT Martin program entered the Gulf South Conference, Bob Paynter was appointed to run the men's basketball program, as well as direct the athletics department in 1971.

Prior to becoming head coach and director of athletics, Paynter had been serving as an administrative assistant to UT Martin Chancellor Archie R. Dykes. A native of Richmond, Ky., he received his bachelors degree from St. Mary's College in Minnesota, his master's degree from Eastern Kentucky University, and a doctorate in education from the University of Tennessee in Knoxville. His coaching experience included a 14-year stint as head coach at the University High School of East Tennessee State University.

Paynter compiled three seasons with a .500 or better record, but could never reach that mark in GSC competition. Paynter did, however, coach eight different players to All-GSC honors. Paynter was responsible for Fred Sanders, Jim Martin and Larry Carter earning All-GSC first team accolades in his tenure, as well as guiding Jack Bendure, Marcus McLemore, Vic Quinn, Joe Biddie and Don Hubbard to All-GSC second team mentions in his tenure.

In fact, Paynter was the man responsible for recruiting Hubbard, who ended his four-year UT Martin career as the school's all-time leading scorer, reaching 1,124 points.

## SEASONS: 9

	<u>TOTAL</u>	<u>GSC</u>
<b>1971-72:</b>	10-16	3-5
<b>1972-73:</b>	13-13	5-9
<b>1973-74:</b>	8-15	3-10
<b>1974-75:</b>	11-13	6-7
<b>1975-76:</b>	15-8	5-6
<b>1976-77:</b>	13-9	7-9
<b>1977-78:</b>	11-14	5-7
<b>1978-79:</b>	7-19	2-14
<b>1979-80:</b>	11-15	3-9
<b>TOTAL:</b>	<b>99-122</b>	<b>39-76</b>
	<b>(.448)</b>	<b>(.339)</b>



**ART  
TOLIS  
1980-82**

Leading the UT Martin program to its first-ever 20-win season and NCAA Division II Tournament appearance was head coach Art Tolis.

Tolis, who had served as an assistant coach at Louisiana State University for six years, was highly respected as a coach and a recruiter prior to his appointment at UT Martin by Chancellor Charles E. Smith and athletics director Ray Mears.

In Tolis' first season at the helm, he led UT Martin to five Gulf South Conference wins, which was the total of combined GSC wins the team had accumulated in the previous two seasons. Don Hubbard earned All-GSC second team honors in 1980-81.

The team took off in Tolis' second season, setting a program record for single-season overall wins (20) and GSC victories (nine). The team earned one of the program's biggest wins at the time, a 65-41 drubbing of Mississippi State in Starkville on Dec. 12, 1981. In the season's 11 losses, only one loss was more than eight points, including an amazing seven losses by five points or less. Three of the team's losses came to GSC rival Livingston by a combined eight points, including the GSC Tournament championship game. Even with the loss, the team advanced to the NCAA Division II Tournament, defeating Central Missouri before falling to future OVC member Southeast Missouri by a 56-53 score.

Tolis' second season also produced another school record, as the team landed two first-team All-GSC selections in Larry Brooks and Darrell Smith.

## SEASONS: 2

	<u>TOTAL</u>	<u>GSC</u>
<b>1980-81:</b>	12-14	5-7
<b>1981-82:</b>	20-11	9-3
<b>TOTAL:</b>	<b>32-25</b>	<b>14-10</b>
	<b>(.561)</b>	<b>(.583)</b>



# ALL-TIME COACHES



**TOM  
HANCOCK**  
1982-90

Leading the most successful

stretch in UT Martin basketball history was Glen Ellyn, Ill. native Tom Hancock.

Hancock had spent one season as an assistant coach at UT Martin before being promoted to head coach after the resignation of Art Tolis concluding the 1981-82 season.

Hancock's first season was a season of many firsts in UT Martin program history, as the team broke or tied 19 school records en route to a program-best 21 win season, its first Gulf South Conference championship, and second consecutive NCAA Division II South Central Regional Tournament.

Picked seventh out of eight teams in the preseason poll in 1982-83, Hancock earned GSC Coach of the Year Honors and 6-7 junior center Jerry Davis was named GSC Player of the Year - both of which were the first time UT Martin was represented in those GSC categories. The Pacers went 17-1 at home and ranked No. 4 in the NCAA in defense, as Davis, Gus Rudolph and Mitch Stentiford were all named to the GSC's first team.

Hancock would go on to post two more 20-win seasons and win one more GSC championship in the 1987-88 season. Overall, Hancock's teams shattered more than 40 records in his nine-year tenure, and his average of 19 wins per season are the highest of any UT Martin coach.

## SEASONS: 9

	<u>TOTAL</u>	<u>GSC</u>
1982-83:	21-10	11-3
1983-84:	19-10	8-6
1984-85:	20-9	10-6
1985-86:	18-11	9-7
1986-87:	17-11	7-9
1987-88:	20-8	12-4
1988-89:	1-25	1-15
1989-90:	10-17	6-10
1990-91:	1-6	0-0
<b>TOTAL:</b>	<b>132-122</b>	<b>66-74</b>
	<b>(.520)</b>	<b>(.471)</b>



**CAL  
LUTHER**  
1990-99

Perhaps the most influential

coach in UT Martin history was Cal Luther. Tabbed by UT Martin athletics director Don McLeary to guide the UT Martin program through the NCAA Division-I re-classification process, Luther had more than 30 years of coaching experience.

After rebuilding DePauw (Ind.) to an Indiana Collegiate Conference championship, Luther moved on to Ohio Valley Conference member Murray State, where he was credited for laying the foundation for the program's success. At Murray State, Luther led the Racers to three OVC titles, was named OVC Coach of the Year three times, and earned a spot in the school's athletics Hall of Fame after leading the team to two NCAA Tournaments. From Murray State, Luther went to Longwood in Virginia, where he led a former all-girls school to a transition from Division-III to Division-II, earning five winning seasons and a 20-7 record in 1988-89.

At UT Martin, Luther guided the team into the Ohio Valley Conference and made the change from the Pacers nickname to Skyhawks. While the team scheduled the toughest opponents for most of Luther's tenure to keep up with Division-I budget restraints, Luther still found success - earning OVC Coach of the Year in 1996 after his program earned its first winning season in the OVC.

## SEASONS: 9

	<u>TOTAL</u>	<u>GSC</u>
*1990-91:	5-15	2-14
1991-92:	9-19	---
		<u>OVC</u>
1992-93:	7-19	4-12
1993-94:	5-22	3-13
1994-95:	7-20	5-11
1995-96:	13-14	9-7
1996-97:	11-16	8-10
1997-98:	7-20	5-13
1998-99:	8-18	5-13
<b>TOTAL:</b>	<b>72-163</b>	<b>39-79</b>
	<b>(.306)</b>	<b>(.331)</b>

\*Served as interim coach for last 20 games



**BRET  
CAMPBELL**  
1999-2009

The UT Martin Skyhawks

earned its first-ever postseason berth as a Division-I member under the guidance of Bret Campbell. An assistant coach at OVC member Austin Peay before his arrival in Martin, Campbell gave the Skyhawks its first-ever winning season since joining the Division-I ranks in just his third season in charge.

Six of the 14 UT Martin all-time 1,000 point scorers played under Campbell, including standout guard Lester Hudson. In Campbell's last two seasons as coach, the Skyhawks were led by Hudson, who quickly became one of the most dynamic players in the NCAA after tallying the NCAA's first-ever quadruple double (25 points, 12 rebounds, 10 assists and 10 steals) against Central Baptist in the third game of his career.

Under Campbell, the Skyhawks hosted its first OVC Tournament game and won its first two OVC Tournament games. The best season by far in Campbell's tenure was 2008-09, when the Skyhawks secured its first-ever outright regular-season Ohio Valley Conference championship. The Skyhawks posted its first 20-win season since 1987-88, and made an appearance in the National Invitation Tournament, where it hung tough with Auburn before falling 87-82. For his efforts, Campbell received OVC Coach of the Year honors.

## SEASONS: 10

	<u>TOTAL</u>	<u>OVC</u>
1999-2000:	10-18	7-11
2000-01:	10-18	5-11
2001-02:	15-14	7-9
2002-03:	14-14	7-9
2003-04:	10-18	5-11
2004-05:	6-21	3-13
2005-06:	13-15	9-11
2006-07:	8-23	5-15
2007-08:	17-16	11-9
2008-09:	22-10	14-4
<b>TOTAL:</b>	<b>125-168</b>	<b>73-103</b>
	<b>(.427)</b>	<b>(.415)</b>



**JASON  
JAMES**  
2009-present

After spending seven seasons as an assistant

coach at UT Martin, including the role of associate head coach during the 2008-09 Ohio Valley Conference championship season, Jason James was named the program's eighth head coach on June 5, 2009.

James, a native of St. Louis, Mo., was the nation's second-youngest NCAA Division-I men's basketball head coach at the time of his hiring.

James posted several positives during his debut season as bench leader at UT Martin in 2009-10 against arguably one of the toughest schedules in the history of the program. Despite the quality of opponents, the Skyhawks made no excuses and battled down to the wire in each and every game before ending the year with a 4-25 slate. A bit of history occurred in late December, as the Skyhawks earned back-to-back Ohio Valley Conference Player of the Week accolades for just the second time ever.

Year Two of the James Era began a resurgence of the program. The team tripled its win output from the previous season.

The Skyhawks used a solid mix of reliable veterans and talented newcomers to complete the turnaround. Senior Benzor Simmons became the program's 15th member of the 1,000 point club, while a trio of freshmen combined to win eight adidas OVC Freshman of the Week awards, the most awards recorded by one school since the league began handing out the award in 1978-79.

In 2011-12, James coached OVC Freshman of the Year Myles Taylor, the third player to bring home that award in program history. Taylor also was a member of the OVC's All-Newcomer team.

## SEASONS: 3

	<u>TOTAL</u>	<u>OVC</u>
2009-2010:	4-25	1-17
2010-2011:	12-21	6-12
2011-2012:	4-27	0-16
<b>TOTAL:</b>	<b>20-73</b>	<b>7-45</b>
	<b>(.215)</b>	<b>(.135)</b>



# YEARLY RESULTS

**1951-52**  
Coach: J.C. Henson  
Record: 6-12

Opponent	W-L	Score
Murray State Jr. Varsity	L	25-98
Missouri Baptist	L	47-52
Bethel College	L	47-81
Martin College	W	69-53
Martin College	W	77-62
Bethel College	L	36-70
Lambuth	L	53-100
Missouri Baptist	L	38-42
Paducah Jr. College	L	47-98
Freed-Hardeman	W	65-58
Martin College	L	40-47
Martin College	W	51-40
Murray State Jr. Varsity	L	41-81
Paducah Jr. College	L	70-85
Lambuth	L	48-98
Freed-Hardeman	W	70-64
Christian Brothers	L	43-47
Christian Brothers	W	77-60

**1952-53**  
Coach: Floyd Burdette  
Record: 7-9

Opponent	W-L	Score
Freed-Hardeman	L	49-53
Bethel College	L	66-77
Northwest	L	61-68
Union Frosh	W	63-61
Austin Peay Frosh	W	61-55
Lambuth	L	55-72
Paducah	L	72-87
Christian Brothers	W	60-55
Freed-Hardeman	W	71-67
Bethel College	W	70-65
Northwest	W	78-56
Union Frosh	L	55-65
Austin Peay Frosh	L	62-76
Lambuth	L	60-66
Paducah	L	65-81
Christian Brothers	W	48-47

**1953-54**  
Coach: Floyd Burdette  
Record: 15-3

Opponent	W-L	Score
Whiskered Wizards*	W	69-55
Rutherford Independent	W	84-58
Rivers Independent	W	79-50
Athens	W	92-49
Murray St. Jr. Varsity	W	90-73
Bethel College	L	74-79
Freed-Hardeman	W	70-64
Lambuth	L	67-74
Austin Peay Jr. Varsity	W	78-48
Belmont College	W	83-81
Christian Brothers	W	50-49
Bethel College	W	70-59
Freed-Hardeman	W	91-74
Christian Brothers	W	69-64
Austin Peay Jr. Varsity	W	78-49
NE Miss. Jr. College	W	84-60
Belmont College	L	60-67
Memphis Navy	W	83-75

Lambuth W 87-75  
\* Exhibition Game

**1954-55**  
Coach: Floyd Burdette  
Record: 14-4

Opponent	W-L	Score
Parsons Independent	W	88-63
Pilot Oak Independent	W	76-61
Freed-Hardeman	W	64-52
Lambuth	W	89-86
Union University	W	68-56
Freed-Hardeman	W	72-52
Murray State Jr. Varsity	L	69-75
Vanderbilt Frosh	W	75-58
Christian Brothers	W	71-37
Union University	W	92-85
Memphis Navy	L	69-82
Murray State Jr. Varsity	L	50-56
Vanderbilt Frosh	W	62-56
Paducah Jr. College	W	95-75
Christian Brothers	L	57-60
Memphis Navy	W	85-64
Steward A.F. Base	W	83-81
Lambuth	W	86-56

**1955-56**  
Coach: Floyd Burdette  
Record: 13-6

Opponent	W-L	Score
Trenton Independent	W	109-43
Kennett Missouri	W	72-69
Freed-Hardeman	W	72-66
Oakland City	W	71-65
Bethel College	L	102-104
Paducah Jr. College	L	81-93
Freed-Hardeman	W	82-78
Lambuth College	W	87-74
Bethel College	W	86-81
Murray State Jr. Varsity	W	79-74
Middle Tenn. Jr. Varsity	W	84-76
Union University	W	84-62
Union University	L	73-77
Vanderbilt Frosh	L	69-90
Vanderbilt Frosh	L	65-93
Paducah Jr. College	W	70-60
Clarksville Naval	W	75-61
Lambuth	W	70-66
Murray State Jr. Varsity	L	83-99

**1956-57**  
Coach: Floyd Burdette  
Record: 7-13

Opponent	W-L	Score
Trenton	W	121-38
Oakland City	L	86-96
Oakland City	L	61-82
Paducah Jr. College	L	66-70
Delta State	W	87-78
Freed-Hardeman	L	71-75
Mo. School of Mines	L	60-75
Union University	L	57-66
Trenton	W	91-44
Paducah Jr. College	L	70-92
Athens	L	52-72
Union University	W	79-63

Lambuth	W	87-69
Murray State Jr. Varsity	W	68-67
Lambuth	L	66-68
Vanderbilt Frosh	L	48-72
Freed-Hardeman	W	92-90
Murray State	L	74-80
Delta State	L	65-78
Vanderbilt Frosh	L	70-84

**1957-58**  
Coach: Floyd Burdette  
Record: 8-2

Opponent	W-L	Score
Jackson Independent	W	92-39
Athens	L	79-84
Oakland City	W	83-75
Oakland City	W	70-59
Delta State	W	69-58
Paducah Jr. College	W	97-73
Mo. School of Mines	W	79-55
Belmont College	W	82-75
Union University	W	67-63
Paducah Jr. College	L	69-72

**1958-59**  
Coach: Floyd Burdette  
Record: 9-13

Opponent	W-L	Score
Union University	W	87-47
Bethel College	L	62-63
Oakland City	L	91-94
Oakland City	L	67-80
Bethel College	L	62-72
Freed-Hardeman	W	58-38
Missouri School of Mines	W	79-74
David Lipscomb	W	71-70
David Lipscomb	L	59-70
Union University	W	71-68
Freed-Hardeman	L	60-77
Christian Brothers	L	55-66
Lambuth College	W	65-64
Union University	L	65-94
Bethel College	W	83-72
Christian Brothers	L	50-58
Tennessee Doctors	W	76-66
Belmont College	W	83-61
David Lipscomb	L	61-63

**1959-60**  
Coach: Floyd Burdette  
Record: 10-9

Opponent	W/L	Result
Ky-Tenn. All-Stars	W	88-74
Arkansas College	W	74-72
Christian Brothers	L	50-69
Union University	W	67-64
Freed-Hardeman	W	90-81
Missouri School of Mines	W	84-32
Austin Peay	L	50-75
Belmont College	W	72-67
Lambuth College	L	51-52
Freed-Hardeman	L	69-71
Union University	W	59-56
David Lipscomb	L	54-58
Christian Brothers	L	48-71
Belmont College	L	60-62



# YEARLY RESULTS

Austin Peay	L	75-78
Lambuth College	W	68-57
David Lipscomb	W	71-68
Milligan	W	61-58
Tennessee Wesleyan	L	63-66

## 1960-61

**Coach: Floyd Burdette**

**Record: 13-10/ VSAC: 7-5**

Date	Opponent	H/A	Result
11/18	Arkansas College	H	W, 86-69
11/24	Harding Academy	A	L, 67-68
11/24	Arkansas College	A	W, 95-73
11/28	Harding Academy	H	W, 95-71
12/1	* Freed-Hardeman	H	W, 100-63
12/5	* Austin Peay	A	W, 73-72
12/8	* Freed-Hardeman	A	W, 82-64
12/17	Mo. School of Mines	A	L, 71-81
1/7	Delta State	A	L, 50-73
1/14	* David Lipscomb	H	W, 62-57
1/19	* Union University	H	L, 68-69
1/21	Delta State	H	W, 89-86
1/23	* Lambuth	H	W, 87-70
1/28	* Belmont College	A	L, 74-76
1/30	Florence	A	L, 69-72
2/2	Florence	H	W, 87-76
2/4	* David Lipscomb	A	L, 65-82
2/9	* Union University	A	L, 61-67
2/11	* Austin Peay	H	L, 86-95
2/14	* Lambuth	A	W, 92-73
2/18	* Belmont College	H	W, 87-86
	\$ Lincoln Memorial		W, 79-76
	\$ Austin Peay		L, 75-82

\* - Volunteer State Athletic Conference Game  
\$ - VSAC Tournament

## 1961-62

**Coach: Floyd Burdette**

**Record: 13-11/ VSAC: 8-6**

Opponent	H/A	Result
* Freed-Hardeman	H	W, 96-75
Arkansas College	A	L, 72-90
* Lambuth	A	L, 73-74
Mo. School of Mines	H	W, 109-83
Arkansas College	H	W, 92-80
* Bethel College	H	W, 89-74
Florence State	A	L, 77-79
* Freed-Hardeman	A	W, 85-67
* Belmont College	A	W, 84-64
* Bethel	H	L, 69-71
* Belmont	H	W, 68-57
* Austin Peay	A	L, 79-82
* David Lipscomb	H	W, 62-61
* Austin Peay	H	L, 76-80
* Union University	A	L, 81-92
Florence State	H	L, 82-89
* Union University	H	W, 98-73
Delta State	A	L, 76-87
* Lambuth	H	W, 90-75
* David Lipscomb	A	L, 56-58
\$ Lincoln Memorial		W, 77-59
\$ Tusculum College		W, 62-48
\$ Austin Peay		W, 74-65
\$ Carson-Newman		L, 42-63

\* - Volunteer State Athletic Conference Game  
\$ - VSAC Tournament

## 1962-63

**Coach: Floyd Burdette**

**Record: 12-12/ VSAC: 6-4**

Date	Opponent	H/A	Result
12/6	Lambuth	H	W, 85-83
12/14	Southeast Missouri	A	L, 77-93
12/17	# Wofford	A	L, 59-66
12/18	# Mississippi College	A	L, 73-85
12/20	Arkansas College	H	W, 83-80
12/21	Arkansas College	H	W, 85-62
12/28	% Arkansas College	A	L, 44-62
12/29	% Arkansas State	A	W, 78-75
1/7	Delta State	H	L, 60-70
1/10	Florence State	H	W, 86-69
1/12	* David Lipscomb	A	L, 64-70
1/17	Lambuth	A	L, 64-65
1/21	* Belmont College	H	W, 83-61
1/24	* Bethel College	H	W, 80-70
1/28	* Union University	H	W, 87-76
1/31	* Austin Peay	H	W, 82-74
2/2	* Belmont College	A	W, 99-81
2/4	* Bethel College	A	W, 69-57
2/7	* Austin Peay	A	L, 57-74
2/11	* Union University	A	L, 69-78
2/14	* David Lipscomb	H	L, 60-70
2/16	Florence State	A	L, 78-94
2/20	\$ Milligan	A	W, 70-63
2/22	\$ Tennessee Wesleyan	A	L, 67-79

# - Union University Invitational  
% - Arkansas College Invitational  
\* - Volunteer State Athletic Conference Game  
\$ - VSAC Tournament

## 1963-64

**Coach: Floyd Burdette**

**Record: 11-10/ VSAC: 8-4**

Date	Opponent	H/A	Result
	* Austin Peay	A	L, 65-89
12/7	* Lambuth College	H	W, 89-66
12/11	Florence State	H	L, 65-73
12/14	Southeast Missouri	A	L, 80-110
12/20	Arkansas College	H	W, 75-71
12/31	Arkansas College	A	L, 66-74
1/8	Southeast Missouri	H	L, 56-63
1/11	* David Lipscomb	H	W, 68-61
1/14	* Union University	A	W, 69-65
1/18	* Belmont College	A	L, 68-71
	Florence State	H	W, 79-76
1/25	Delta State	A	W, 80-74
1/27	* Bethel College	H	W, 70-54
1/30	* Lambuth	A	W, 70-63
2/1	* Belmont College	H	W, 81-74
2/3	* Union University	H	L, 73-75
2/6	Delta State	H	L, 76-80
2/10	* Austin Peay	H	L, 68-82
2/13	* Bethel College	A	W, 57-56
2/15	* David Lipscomb	A	W, 65-59
2/19	* Tennessee Wesleyan	A	L, 62-72

\* - Volunteer State Athletic Conference Game  
\$ - VSAC Tournament

## 1964-65

**Coach: Floyd Burdette**

**Record: 11-13/ VSAC: 6-6**

Date	Opponent	H/A	Result
12/3	Middle Tennessee	H	L, 89-94

12/7	* Lambuth	H	W, 72-58
12/9	* Austin Peay	H	W, 58-48
12/11	Southeast Missouri	H	L, 55-71
12/17	* Lambuth	A	L, 66-69
12/18	Southeast Missouri	A	L, 66-76
12/28	# Hendrix College	A	L, 81-87
12/29	# Arkansas Tech	A	W, 97-94
12/30	# Harding College	A	W, 71-70
1/2	* David Lipscomb	A	W, 59-56
1/4	Christian Brothers	A	W, 91-82
1/9	* Belmont College	A	L, 56-61
1/14	* Bethel College	H	W, 80-76
1/16	* David Lipscomb	H	W, 71-64
1/18	* Union University	H	L, 62-67
1/23	Delta State	A	L, 65-73
1/26	* Bethel College	A	W, 68-65
1/28	* Austin Peay	A	L, 69-70
2/3	Christian Brothers	A	L, 74-84
2/6	Delta State	H	W, 85-71
2/8	* Belmont College	H	L, 72-86
2/13	* Union University	A	L, 67-75
2/17	\$ King College	A	W, 84-70
2/18	\$ Tusculum	A	L, 70-82

# - AIC Holiday Tournament  
\* - Volunteer State Athletic Conference Game  
\$ - VSAC Tournament

## 1965-66

**Coach: Floyd Burdette**

**Record: 12-8/VSAC: 7-2**

**VSAC Western Division Champions**

Opponent	H/A	Result
Middle Tennessee	A	L, 57-59
* Bethel College	H	W, 75-62
* Bethel College	A	W, 83-61
* Belmont College	A	W, 68-63
Southeast Missouri	H	W, 92-84
Arkansas College	A	L, 56-74
Arkansas College	A	L, 74-77
* Belmont College	H	W, 86-66
* Austin Peay	A	L, 84-99
Christian Brothers	H	L, 82-84
* Union University	A	L, 68-73
Ark. St. Teachers	H	W, 77-70
Delta State	H	W, 75-65
Christian Brothers	H	W, 75-63
* Union University	H	W, 71-67
* Lambuth	A	W, 64-53
* Austin Peay	H	W, 107-86
Southeast Missouri	H	L, 86-113
\$ Lincoln Memorial	A	W, 71-64
\$ Tusculum College	A	L, 50-59

\* - Volunteer State Athletic Conference Game  
\$ - VSAC Tournament

## 1966-67

**Coach: Floyd Burdette**

**Record: 11-13/VSAC: 6-1**

**VSAC Western Division Champions**

Date	Opponent	H/A	Result
12/1	Middle Tennessee	A	L, 94-108
12/5	# Tennessee State	A	L, 51-64
12/6	# Birmingham Southern	A	L, 74-80
12/10	Middle Tennessee	H	W, 94-78
12/15	* Belmont College	A	W, 87-79
12/19	Arkansas College	H	W, 60-58



# YEARLY RESULTS

12/20	Arkansas College	H	W, 95-63
12/22	Southeast Missouri	A	L, 71-75
1/4	Austin Peay	A	L, 66-77
1/6	Delta State	A	L, 61-82
1/7	Delta State	A	L, 57-67
1/12	Bethel College	A	L, 53-55
1/14	* Christian Brothers	A	L, 55-58
1/19	Austin Peay	H	L, 71-74
1/21	* Union University	H	W, 61-57
1/25	Southeast Missouri	H	W, 87-77
1/28	Arkansas State	A	L, 71-96
1/30	Arkansas State	A	L, 67-77
2/2	* Christian Brothers	H	W, 77-70
2/9	* Bethel College	H	W, 66-56
2/11	* Belmont College	H	W, 78-60
2/16	* Union University	A	W, 88-68
2/18	Delta State	A	W, 87-77
	\$ Tusculum College	A	L, 63-66
# - Music City Invitational			
* - Volunteer State Athletic Conference Game			
\$ - VSAC Tournament			

## 1967-68

**Coach: Floyd Burdette**

**Record: 3-18/VSAC: 3-7**

Date	Opponent	H/A	Result
12/5	Austin Peay	A	L, 70-76
12/9	Middle Tennessee	H	L, 69-88
12/14	Delta State	A	L, 84-97
12/19	David Lipscomb	H	L, 67-77
1/3	Southwestern	A	L, 81-82
1/6	* Christian Brothers	A	L, 68-73
1/8	Kentucky Wesleyan	A	L, 65-79
1/11	* Bethel College	A	W, 76-75
1/17	Austin Peay	H	L, 64-68
1/20	* Union University	H	L, 73-77
1/25	* Christian Brothers	H	L, 70-73
1/27	* Belmont College	H	W, 85-59
1/30	Arkansas College	H	L, 58-67
2/1	Middle Tennessee	A	L, 83-100
2/8	* Bethel College	H	L, 73-79
2/10	* Belmont College	A	L, 62-68
2/15	* Union University	A	L, 59-68
2/17	Delta State	H	L, 64-67
2/21	* King College	A	W, 86-64
2/22	* Union University	A	L, 64-66
3/2	Kentucky Wesleyan	H	L, 86-97
* - Volunteer State Athletic Conference Game			

## 1968-69

**Coach: Floyd Burdette**

**Record: 8-12/VSAC: 5-5**

Date	Opponent	H/A	Result
11/30	Southwestern	H	L, 72-86
12/2	Arkansas State	A	W, 76-66
12/4	* Austin Peay	A	L, 64-84
12/7	Middle Tennessee	H	L, 89-103
12/14	Tennessee Tech	A	L, 69-100
12/16	Delta State	A	L, 73-78
12/18	* Austin Peay	H	L, 73-95
1/4	* Christian Brothers	H	W, 86-65
1/9	* Bethel College	H	W, 80-68
1/13	David Lipscomb	A	L, 67-82
1/18	* Union University	H	L, 68-74
1/21	Southwestern	A	L, 76-77
1/24	* Belmont College	A	W, 75-68
1/28	Arkansas State	H	W, 87-69

2/1	* Christian Brothers	A	W, 81-77
2/6	* Bethel College	A	L, 76-112
2/8	* Belmont College	H	W, 102-71
2/13	* Union University	A	L, 72-73
2/15	Delta State	H	W, 89-85
	Tennessee Wesleyan	H	L, 64-66
* - Volunteer State Athletic Conference Game			

## 1969-70

**Coach: Floyd Burdette**

**Record: 14-12/VSAC: 6-4**

**VSAC Western Division Champions**

**VSAC Champions**

Date	Opponent	H/A	Results
12/1	Southwestern	H	W, 86-85
12/3	* Austin Peay	A	L, 98-118
12/5	# Bethel College	A	L, 88-94
12/6	# LaGrange	A	W, 76-66
12/8	Arkansas State	H	L, 74-83
12/13	Delta State	H	W, 89-66
12/20	LeMoyne-Owen	A	L, 68-81
12/22	Missouri-St. Louis	H	L, 77-86
12/30	Middle Tennessee	A	L, 78-83
1/3	Missouri-St. Louis	A	L, 85-86
1/7	* Christian Brothers	H	W, 78-51
1/10	* Bethel College	H	W, 94-92
1/14	* Austin Peay	H	W, 89-87
1/17	* Union University	H	W, 74-69
1/19	Southwestern	A	W, 91-80
1/22	Arkansas State	A	L, 67-73
1/24	* Belmont College	H	W, 119-75
1/26	LeMoyne-Owen	H	W, 101-72
1/31	* Christian Brothers	H	L, 66-67
2/5	* Bethel College	A	L, 69-76
2/7	* Belmont College	A	L, 77-79
2/12	* Union University	A	W, 67-65
2/14	Delta State	A	L, 86-89
2/18	\$ Union University	N	W, 78-75
2/19	\$ Carson-Newman	N	W, 92-81
2/21	\$ LeMoyne-Owen	N	W, 80-55
# - Lambuth College Tournament-Jackson			
* - Volunteer State Athletic Conference Game			
\$ - VSAC Tournament			

## 1970-71

**Coach: Floyd Burdette**

**Record: 3-20/VSAC: 0-9**

Date	Opponent	H/A	Result
12/1	Southwestern	A	W, 94-88
12/5	* Austin Peay	A	L, 83-97
12/7	Delta State	H	L, 80-94
12/12	Southern Indiana	H	W, 88-82
12/17	Missouri-St. Louis	A	W, 85-78
12/18	SIU Edwardsville	A	L, 75-85
12/30	Missouri-St. Louis	H	L, 70-71
1/1	SIU Edwardsville	H	L, 76-103
1/6	* Christian Brothers	A	L, 66-68
1/9	* Bethel	A	L, 66-72
1/14	LeMoyne-Owen	H	L, 90-103
1/16	* Belmont College	A	L, 70-71
1/21	* Union University	A	L, 78-84
1/23	* Christian Brothers	H	L, 65-70
1/26	LeMoyne-Owen	A	L, 66-75
1/30	* Belmont	H	L, 80-84
2/4	* Union University	H	L, 73-74
2/6	Southwestern	H	L, 83-86
2/11	* Bethel College	H	L, 77-97

2/15	\$ Belmont College	A	L, 52-74
2/25	Middle Tennessee	A	L, 59-66
2/27	Delta State	A	L, 68-70
3/4	Middle Tennessee	H	L, 72-74

\* - Volunteer State Athletic Conference Game

\$ - VSAC Tournament

## 1971-72

**Coach: Bob Paynter**

**Record: 10-16/Gulf South Conference: 3-5**

Date	Opponent	H/A	Result
12/1	Austin Peay	A	L, 76-89
12/4	Middle Tennessee	H	W, 66-65
12/8	Lambuth	A	L, 89-97
12/11	* Florence State	H	W, 83-82
12/17	# Southeast Missouri	A	L, 87-95
12/18	# Christian Brothers	A	L, 62-73
12/23	Ind. State Evansville	A	W, 76-64
1/6	Union University	H	L, 69-78
1/8	* Livingston	H	L, 71-92
1/13	Christian Brothers	A	L, 64-72
1/15	* Jacksonville State	A	L, 79-85
1/20	Middle Tennessee	A	L, 57-77
1/22	Lambuth	H	W, 84-75
1/27	Bethel College	A	L, 81-98
1/29	* Jacksonville State	H	W, 99-79
1/31	* Troy State	H	W, 87-83
2/3	Austin Peay	H	W, 78-77
2/5	* Florence State	A	L, 75-88
2/10	Bethel College	H	L, 84-88
2/12	* Livingston	A	L, 77-90
2/14	* Troy State	A	L, 75-84
2/17	Christian Brothers	H	W, 77-69
2/19	Union University	A	L, 63-87
2/22	\$ Nicholls State	A	W, 111-94
2/23	\$ Troy State	A	L, 77-81
2/26	Southeast Missouri	H	W, 91-87
# - Girardot Classic			
* - Gulf South Conference Game			
\$ - GSC Tournament			

## 1972-73

**Coach: Bob Paynter**

**Record: 13-13/Gulf South Conference: 5-9**

Date	Opponent	H/A	Result
11/28	Southwestern	A	W, 72-60
12/1	# Union University	A	L, 78-87
12/2	# Lincoln Memorial	A	W, 75-59
12/6	Lambuth	A	W, 66-60
12/9	Ind. St.-Evansville	H	W, 67-50
12/16	Bethel College	A	L, 76-83
12/22	Southeast Missouri	A	L, 72-81
1/4	Lambuth College	H	W, 89-88
1/6	Southwestern	H	W, 87-59
1/11	Union University	A	W, 85-78
1/13	* Southeastern La.	H	W, 76-75
1/15	* Nicholls State	H	W, 75-72
1/19	* Jacksonville State	A	L, 71-84
1/20	* Troy State	A	L, 85-103
1/25	* Florence State	H	L, 81-91
1/27	* Livingston	A	L, 95-96
1/31	* Delta State	A	W, 78-69
2/2	* Nicholls State	A	L, 64-87
2/3	* Southeastern La.	A	L, 57-76
2/9	* Jacksonville State	H	L, 71-81
2/10	* Troy State	H	W, 89-90
2/13	Bethel College	H	L, 73-79



# YEARLY RESULTS

2/17	* Livingston	H	W, 76-72
2/19	* Delta State	H	L, 69-74
2/23	* Florence State	A	L, 84-68
2/27	Union University	H	W, 106-80
# - Middlesboro Invitational			
* - Gulf South Conference Game			

## 1973-74

Coach: Bob Paynter

Record: 8-15/Gulf South Conference: 3-10

Date	Opponent	H/A	Result
12/1	Bradley	A	L, 65-99
12/5	Arkansas	A	L, 68-80
12/8	Lambuth	H	W, 88-75
12/14	Ind. St.-Evansville	A	L, 66-74
12/17	* Nicholls State	H	W, 73-64
12/19	Christian Brothers	H	W, 74-69
1/2	Chattanooga	A	L, 83-88
1/5	* Livingston	H	W, 85-69
1/11	* Troy State	A	L, 61-74
1/12	* Jacksonville State	A	L, 67-78
1/15	* Mississippi College	H	L, 59-74
1/17	Union University	A	W, 77-73
1/24	David Lipscomb	A	W, 85-78
1/26	* Florence State	A	L, 80-83
1/30	Chattanooga	H	L, 78-94
2/2	* Southeastern La.	H	L, 59-75
2/6	* Florence State	H	L, 80-83
2/9	* Livingston	A	L, 73-79
2/15	* Troy State	H	W, 88-81
2/16	* Jacksonville State	H	L, 71-77
2/19	Union University	H	W, 95-78
2/22	* Delta State	A	L, 76-77
2/23	* Northwestern La.	A	L, 83-100
* - Gulf South Conference Game			

## 1974-75

Coach: Bob Paynter

Record: 11-13/Gulf South Conference: 6-7

Date	Opponent	H/A	Result
11/30	Chattanooga	A	L, 98-108
12/4	Lambuth College	A	W, 89-80
12/7	Union University	H	W, 75-67
12/16	Indiana State	A	L, 83-95
12/18	Christian Brothers	A	L, 71-75
12/21	Arkansas State	A	L, 73-95
1/3	* Mississippi College	A	W, 82-76
1/4	* Livingston	A	W, 77-52
1/7	Indiana State	H	W, 79-75
1/10	* Troy State	H	L, 70-74
1/11	* Jacksonville State	H	W, 67-65
1/16	* North Alabama	H	W, 73-72
1/18	Chattanooga	H	L, 69-70
1/20	Missouri-St. Louis	H	W, 78-73
1/25	David Lipscomb	H	W, 68-66
1/31	* SE Louisiana	A	L, 66-79
2/2	* Nicholls State	A	L, 74-76
2/6	* North Alabama	H	L, 58-74
2/8	* Livingston	H	W, 78-75
2/10	Bethel College	H	L, 58-60
2/15	* Troy State	A	L, 70-76
2/17	* Jacksonville State	A	L, 75-99
2/22	* Northwestern La.	H	W, 90-74
2/24	* Delta State	H	L, 61-62
* - Gulf South Conference Game			

## 1975-76

Coach: Bob Paynter

Record: 15-8/Gulf South Conference: 5-6

Date	Opponent	H/A	Result
11/29	Fort Campbell	H	W, 97-51
12/1	Chattanooga	A	L, 69-95
12/3	Lambuth College	A	W, 87-80
12/6	* Livingston	H	W, 80-60
12/9	Christian Brothers	A	W, 64-53
12/18	* Delta State	A	W, 85-74
1/3	Christian Brothers	H	W, 74-58
1/8	Lambuth College	H	W, 76-61
1/10	* North Alabama	H	L, 59-62
1/12	Arkansas State	H	W, 81-66
1/17	* Troy State	A	L, 53-63
1/19	* Jacksonville State	A	L, 53-61
1/23	Missouri-St. Louis	A	W, 77-75
1/26	* Mississippi College	H	W, 93-55
1/29	Freed-Hardeman	H	W, 99-80
1/31	Chattanooga	H	W, 76-70
2/6	* SE Louisiana	H	W, 61-48
2/7	* Nicholls State	H	L, 64-81
2/9	Bethel College	A	W, 79-69
2/14	* Livingston	A	L, 74-82
2/20	* Troy State	H	W, 68-66
2/21	* Jacksonville State	H	L, 74-76
	\$ North Alabama		L, 56-58
* - Gulf South Conference Game			
\$ - GSC Tournament			

## 1976-77

Coach: Bob Paynter

Record: 13-9/Gulf South Conference: 7-9

Date	Opponent	H/A	Result
11/27	* Delta State	A	W, 69-65
12/3	* Mississippi College	A	L, 84-97
12/4	* Livingston	A	L, 76-78
12/8	Tennessee State	A	W, 51-49
12/13	Lambuth	A	W, 78-67
1/7	* SE Louisiana	H	L, 54-57
1/8	* Nicholls State	H	W, 80-70
1/13	Union University	A	W, 73-57
1/15	* North Alabama	H	L, 62-68
1/21	* Troy State	A	L, 56-60
1/22	* Jacksonville State	A	L, 94-100
1/28	* Mississippi College	H	W, 64-62
1/29	* Livingston	H	W, 76-62
2/1	Union University	H	W, 59-57
2/5	* Delta State	H	W, 91-68
2/8	Tennessee State	H	W, 65-63
2/11	* Nicholls State	A	L, 94-118
2/12	* SE Louisiana	A	L, 61-76
2/17	Lambuth	H	W, 73-61
2/19	* North Alabama	A	L, 73-82
2/25	* Troy State	H	W, 80-78
2/26	* Jacksonville State	H	W, 97-79
* - Gulf South Conference Game			

## 1977-78

Coach: Bob Paynter

Record: 11-14/Gulf South Conference: 5-7

Date	Opponent	H/A	Result
11/25	Nicholls State	A	L, 63-70
11/26	SE Louisiana	A	L, 62-66
12/1	Fort Campbell	H	W, 90-68
12/3	Tennessee State	A	L, 53-83
12/6	Union University	A	L, 86-95

12/12	Lambuth	A	W, 72-69
12/16	Chapman	A	L, 78-91
12/19	San Diego	A	L, 68-96
12/21	Calif. St.-Northridge	A	L, 46-47
1/4	Tennessee State	H	W, 66-58
1/7	* Livingston	H	L, 71-75
1/9	* Delta State	H	W, 82-71
1/12	* Mississippi College	A	L, 55-64
1/14	Indiana-Purdue	H	W, 63-49
1/16	Union University	H	W, 82-79
1/20	* Jacksonville State	H	W, 71-62
1/27	* North Alabama	A	W, 51-50
1/30	* North Alabama	H	L, 55-57
2/4	* SE Louisiana	H	W, 68-65
2/6	* Nicholls State	H	W, 83-73
2/10	* Delta State	A	L, 62-64
2/11	* Livingston	A	L, 61-79
2/17	* Mississippi College	H	L, 52-55
2/20	Lambuth	H	W, 85-77
2/24	* Jacksonville State	A	L, 74-75
* - Gulf South Conference Game			

## 1978-79

Coach: Bob Paynter

Record: 7-19/Gulf South Conference: 2-14

Date	Opponent	H/A	Result
11/25	Indiana-Purdue	A	W, 94-81
11/27	Westminster	H	W, 95-83
12/1	* SE Louisiana	H	W, 73-69
12/2	* Nicholls	H	L, 74-77
12/7	North Dakota State	H	L, 71-84
12/13	Murray State	A	L, 65-75
1/3	Tennessee State	H	L, 56-68
1/6	* Livingston	A	L, 70-92
1/8	* Delta State	A	L, 62-93
1/11	* Mississippi College	H	W, 79-64
1/15	Tennessee State	A	L, 67-83
1/18	Fort Campbell	H	W, 75-65
1/20	* Troy State	A	L, 54-60
1/22	* Jacksonville State	A	L, 85-88
1/25	* North Alabama	A	L, 81-86
1/30	Kentucky Wesleyan	H	W, 89-84
2/2	* SE Louisiana	A	L, 65-78
2/3	* Nicholls State	A	L, 91-114
2/9	* Delta State	H	L, 70-83
2/10	* Livingston	H	L, 57-60
2/13	Southeast Missouri	H	L, 72-81
2/15	* North Alabama	H	L, 75-92
2/17	* Mississippi College	A	L, 79-83
2/19	Columbia College	H	W, 77-60
2/23	* Jacksonville State	H	L, 58-71
2/24	* Troy State	H	L, 87-93
* - Gulf South Conference Game			

## 1979-80

Coach: Bob Paynter

Record: 11-15/Gulf South Conference: 3-9

Date	Opponent	H/A	Result
12/1	Anderson College	H	W, 72-67
12/7	Central Methodist	H	W, 72-71
12/8	Missouri Baptist	H	W, 115-60
12/12	North Dakota	A	L, 64-79
12/13	North Dakota State	A	L, 69-72
12/20	# Kentucky State	A	L, 58-75
12/21	# St. Mary's	A	W, 75-74
12/22	# Olivet	A	W, 77-58
1/3	Kentucky Wesleyan	A	L, 68-104



# YEARLY RESULTS

1/5	* Livingston	H	W, 74-69
1/7	* Delta State	H	W, 83-78
1/11	* Mississippi College	A	L, 74-90
1/14	Tennessee State	A	L, 72-92
1/16	* North Alabama	H	L, 64-72
1/19	* Troy State	H	W, 67-63
1/21	* Jacksonville State	H	L, 73-75
1/24	* North Alabama	A	L, 63-81
1/26	Blackburn	H	W, 78-63
1/30	Southeast Missouri	H	W, 85-74
2/2	Westminster	H	W, 90-61
2/6	Tennessee State	H	L, 76-83
2/9	* Livingston	A	L, 67-71
2/11	* Delta State	A	L, 60-84
2/15	* Mississippi College	H	L, 52-56
2/22	* Jacksonville State	A	L, 78-95
2/23	* Troy State	A	L, 69-79

# - Chicago State University Classic

\* - Gulf South Conference Games

## 1980-81

Coach: Art Tollis

Record: 12-14/Gulf South Conference: 5-7

Date	Opponent	H/A	Result
11/29	Lindenwood	H	W, 107-46
12/3	North Central	H	W, 107-72
12/5	North Dakota	H	W, 62-59
12/8	Tennessee Temple	H	L, 62-74
12/11	Austin Peay	A	L, 75-86
12/17	Mississippi State	A	L, 60-87
12/20	Maryville	H	W, 105-78
12/22	Tennessee State	A	L, 58-62
1/2	New York State	H	W, 76-61
1/5	Southeast Missouri	A	L, 71-73
1/9*	Mississippi College	H	W, 88-77
1/12	* North Alabama	H	W, 83-66
1/16	* Livingston	A	L, 66-72
1/17	* North Alabama	A	L, 43-49
1/20	Tennessee State	H	W, 68-67
1/23	* Troy State	H	W, 67-65
1/24	* Livingston	H	L, 58-72
1/30	* Jacksonville State	A	L, 35-48
1/31	* Troy State	A	L, 63-64
2/4	Missouri Baptist	H	W, 82-77
2/7	* Jacksonville State	H	W, 47-46
2/9	Murray State	H	L, 58-59
2/14	* Delta State	H	W, 58-55
2/20	* Delta State	A	L, 69-78
2/21	* Mississippi College	A	L, 74-75
	\$ Delta State		L(OT), 59-62

\* - Gulf South Conference Game

\$ - GSC Tournament

## 1981-82

Coach: Art Tollis

Record: 20-11/Gulf South Conference: 9-3

Date	Opponent	H/A	Result
11/23	Bethel	H	L, 71-79
11/28	Lambuth	A	W, 86-84
	Alabama	A	L, 94-64
12/4	# West Georgia	A	L, 57-59
12/5	# Oakland City	A	W, 81-76
12/12	Mississippi State	A	W, 65-41
12/14	Lane	H	W, 96-81
12/19	Rust College	H	W, 69-60
12/21	Augustana	H	L, 62-70
12/28	Chattanooga	H	L, 42-48

12/29	Freed-Hardeman	H	W, 85-69
1/4	* North Alabama	H	W, 52-45
1/9	* Livingston	H	L, 40-41
1/11	Southwest Baptist	H	W, 69-51
1/13	Southeast Missouri	H	W, 77-43
1/16	* Delta State	A	L, 14-15
1/18	* Mississippi College	H	W, 68-63
1/23	* Troy State	H	W, 67-55
1/25	* Jacksonville State	H	W, 68-62
1/30	* North Alabama	A	W, 55-54
2/1	Kentucky Wesleyan	A	L, 53-55
2/6	* Delta State	H	W, 78-64
2/13	* Troy State	A	W, 80-68
2/15	* Jacksonville State	A	W, 69-64
2/19	* Mississippi College	A	W, 47-43
2/20	* Livingston	A	L, 57-62
2/22	\$ Mississippi College		W, 82-50
	\$ Delta State		W, 48-36
	\$ Livingston		L, 47-49
	& Central Missouri		W, 46-42
	& Southeast Missouri		L, 53-56

\* - Gulf South Conference Game

\$ - GSC Tournament

& - NCAA Division II Tournament

## 1982-83

Coach: Tom Hancock

Record: 21-10/Gulf South Conference: 11-3

Date	Opponent	H/A	Result
11/22	Lambuth	H	W, 124-83
11/23	Union University	H	W, 90-68
11/27	William Penn	H	W, 101-68
11/30	Arkansas College	H	W, 76-74
12/2	Lane	H	W, 97-77
12/4	Freed-Hardeman	H	W, 85-71
12/6	Tennessee Tech	A	L, 89-102
12/9	Bethel	H	W, 108-90
12/10	Southeast Missouri	A	L, 65-71
12/20	Missouri	A	L, 58-71
12/22	Rust College	H	W, 64-50
1/3	Chattanooga	A	L, 68-81
1/4	Blackburn College	H	W, 103-84
1/8	* Livingston	A	L, 61-64
1/10	* Jacksonville State	A	L, 59-71
1/15	* Valdosta State	H	W, 90-84
1/17	* Troy State	H	W, 93-77
1/22	* Delta State	A	L, 56-59
1/24	* Mississippi College	A	W, 70-58
1/29	* North Alabama	H	W, 101-89
2/5	* Livingston	H	W, 76-65
2/7	* Jacksonville State	H	W, 84-78
2/12	* Valdosta State	A	W, 75-63
2/14	* Troy State	A	W, 55-52
2/19	* Delta State	H	W, 48-36
2/21	* Mississippi College	H	W, 90-70
2/26	* North Alabama	A	W, 68-63
3/1	\$ Delta State		W, 17-11
3/3	\$ Valdosta State		L, 76-77
	! Southeast Missouri	A	L, 71-83
	! Stephen F. Austin	A	L, 70-83

\* - Gulf South Conference Game

\$ - GSC Tournament

! - NCAA Division II Tournament

## 1983-84

Coach: Tom Hancock

Record: 19-10/Gulf South Conference: 8-6

Date	Opponent	H/A	Result
11/19	Union University	H	W, 87-71
11/21	Bethel	H	W, 84-70
11/26	Illinois State	A	L, 56-68
11/28	Central Methodist	H	W, 98-81
12/2	Lambuth	H	W, 110-81
12/3	Otterbein	H	W, 110-84
12/6	Kentucky Wesleyan	H	L, 66-102
12/8	Freed-Hardeman	H	W, 87-69
12/10	Alabama	A	L, 71-95
12/19	Southwest Baptist	H	W, 99-81
12/22	Rust College	H	W, 71-44
1/3	Southeast Missouri	H	W, 78-64
1/7	* Livingston	H	W, 92-71
1/9	* Jacksonville State	H	W, 66-63
1/12	* Valdosta State	A	L, 58-60
1/16	* Troy State	A	L, 64-82
1/21	* Delta State	H	W, 61-60
1/23	* Mississippi College	H	W, 88-66
1/28	* North Alabama	A	L, 71-77
1/30	Lane	H	W, 105-72
2/4	* Livingston	A	W, 91-72
2/6	* Jacksonville State	A	L, 66-90
2/11	* Valdosta State	H	W, 94-68
2/13	* Troy State	H	W, 65-62
2/18	* Delta State	A	L, 65-73
2/20	* Mississippi College	A	L, 74-84
2/25	* North Alabama	H	W, 81-77
	\$ Delta State		W, 65-64
	\$ Jacksonville State		L, 82-97

\* - Gulf South Conference Game

\$ - GSC Tournament

## 1984-85

Coach: Tom Hancock

Record: 20-9/Gulf South Conference: 10-6

Date	Opponent	H/A	Result
11/19	Bethel College	H	W, 111-75
11/24	Freed-Hardeman	H	W, 80-63
11/26	Rust	H	W, 100-67
12/1	Southeast Missouri	A	L, 59-74
12/3	Lane College	H	W, 116-64
12/6	Union University	H	W, 96-71
12/8	* Mississippi College	H	W, 66-55
12/10	* Livingston	H	W, 47-37
12/15	Belmont	H	W, 105-64
12/18	Florida State	A	L, 73-90
12/20	Stetson	A	W, 75-61
1/5	* West Georgia	A	W, 57-55
1/7	* Jacksonville State	A	L, 70-98
1/9	Rhodes College	H	W, 85-72
1/12	Cumberland (Tenn.)	H	W, 69-55
1/19	* Valdosta State	A	W(OT), 94-93
1/21	* Troy State	A	W, 78-74
1/26	* Valdosta State	H	W, 52-47
1/28	* Troy State	H	W, 73-71
2/2	* Delta State	H	L, 58-63
2/4	* Delta State	A	L, 63-64
2/9	* North Alabama	A	W, 67-61
2/11	* Livingston	A	L, 48-50
2/16	* Jacksonville State	H	L, 82-92
2/18	* Mississippi College	A	W, 69-66
2/21	* West Georgia	H	L, 67-73
2/23	* North Alabama	H	W, 80-77



# YEARLY RESULTS

\$ Troy State	W, 50-47
\$ Delta State	L, 60-71
* - Gulf South Conference Game	
\$ - GSC Tournament	

1985-86

**Coach: Tom Hancock**

**Record: 18-11/Gulf South Conference: 9-7**

Date	Opponent	H/A	Result
11/24	# Grand Valley State	A	L, 76-79
11/25	# St. Xavier (Ill.)	A	L, 53-56
11/27	Grace (Ind.)	H	W, 102-58
11/30	Rust	H	W, 88-70
12/2	Bethel	H	W, 91-72
12/5	Union University	H	W, 100-82
12/7	Southeast Missouri	H	W, 84-67
12/9	Missouri Baptist	H	W, 97-65
12/11	Charleston (W.Va.)	H	W, 110-103
12/17	Trevecca-Nazarene	H	W, 101-85
12/21	LeMoyne-Owen	H	W, 85-81
1/4	* North Alabama	A	W, 80-71
1/6	* Livingston	H	W, 76-65
1/11	* Jacksonville State	H	L, 92-94
1/13	* Troy State	H	W, 78-75
1/18	* West Georgia	A	W, 78-75
1/20	* Jacksonville State	A	L, 89-98
1/25	* Delta State	H	L, 78-80
2/1	* Mississippi College	A	L, 61-63
2/3	* Livingston	A	W, 74-71
2/6	* North Alabama	H	W, 80-75
2/8	* Delta State	A	L, 76-83
2/10	* West Georgia	H	L, 74-78
2/13	* Valdosta State	H	L, 95-108
2/15	* Troy State	A	W, 83-81
2/20	* Mississippi College	H	W, 92-60
2/22	* Valdosta State	A	W, 105-79
2/27	\$ Delta State		L, 77-89
# - Lewis University Tournament			
* - Gulf South Conference Game			
\$ - GSC Tournament			

1986-87

**Coach: Tom Hancock**

**Record: 17-11/Gulf South Conference: 7-9**

Date	Opponent	H/A	Result
11/26	Christian Brothers	H	W, 83-80
11/29	Kansas	A	L, 69-88
12/1	Rust	H	W, 72-69
12/4	Union University	H	W, 95-90
12/6	Southeast Missouri	A	W, 66-64
12/8	Cumberland	H	W, 98-85
12/11	Lambuth	H	W, 84-60
12/13	Bethel	H	W, 101-76
12/15	Alabama-Huntsville	H	W, 72-61
12/16	Miles	H	W, 129-90
12/20	Austin Peay	A	W, 91-87
1/3	* Valdosta State	H	W(OT), 84-80
1/5	* Mississippi College	H	W, 74-60
1/8	* Valdosta State	A	L, 73-77
1/10	* Troy State	A	L, 67-72
1/15	* North Alabama	H	W, 66-58
1/17	* West Georgia	H	L, 75-85
1/19	* Delta State	A	L, 59-58
1/24	* Livingston	A	W, 78-75
1/26	* Mississippi College	A	L, 56-62
2/2	* Delta State	H	L, 69-70
2/7	* Jacksonville State	A	W, 66-61

2/9	* West Georgia	A	L, 91-105
2/12	* North Alabama	A	W, 76-69
2/14	* Troy State	H	L, 78-81
2/16	* Jacksonville State	H	L, 62-84
2/21	* Livingston	H	W, 69-64
2/26	\$ Delta State		L, 57-58
* - Gulf South Conference Game			
\$ - GSC Tournament			

1987-88

**Coach: Tom Hancock**

**Record: 20-8/Gulf South Conference: 12-4**

Date	Opponent	H/A	Result
11/22	Rhodes College	H	W, 93-63
11/25	Lane	H	W, 110-59
11/28	Centre	H	W, 95-62
11/30	Cumberland (Tenn.)	H	W, 118-62
12/3	Union University	H	W, 100-67
12/5	Southeast Missouri	A	L, 77-89
12/7	Auburn	A	L, 77-99
12/10	Belmont	H	W, 122-98
12/12	Austin Peay	H	L, 63-65
12/14	Lincoln Memorial	H	W, 82-63
12/16	Rust	H	W, 75-60
1/2	* West Georgia	H	W, 73-69
1/4	* Jacksonville State	H	W, 82-78
1/9	* Livingston	A	W, 75-65
1/11	* Delta State	A	W, 79-64
1/14	* North Alabama	A	W, 83-74
1/16	* Mississippi College	H	W, 91-69
1/23	* Valdosta State	A	L, 63-73
1/25	* Troy State	A	L, 82-84
1/30	* West Georgia	A	W, 82-80
2/1	* Jacksonville State	A	L, 69-85
2/6	* Livingston	H	W, 76-65
2/8	* Delta State	H	W, 78-60
2/13	* Mississippi College	A	W, 59-50
2/20	* Valdosta State	H	W, 60-50
2/22	* Troy State	H	L, 71-79
2/25	* North Alabama	H	W, 114-86
3/3	\$ North Alabama		L, 55-56
* - Gulf South Conference Game			
\$ - GSC Tournament			

1988-89

**Coach: Tom Hancock**

**Record: 1-25/Gulf South Conference: 1-15**

Date	Opponent	H/A	Result
11/19	Tennessee Wesleyan	H	L, 94-98
11/21	# Christain Brothers	H	L, 94-79
11/23	# Lambuth	H	L, 102-95
11/28	Missouri	A	L, 55-97
11/30	Henderson State	H	L, 80-84
12/3	Southeast Missouri	A	L, 65-86
12/5	# Union	H	L, 88-82
12/8	# * West Georgia	A	L, 83-78
12/10	* Jacksonville State	A	L, 74-92
12/13	% Rust	H	L, 75-76
12/17	# Rhodes College	H	L, 63-58
12/20	LSU	A	L, 89-128
1/3	Quincy	H	L, 64-82
1/7	* Delta State	H	W, 48-43
1/9	* Livingston	H	L, 50-57
1/12	* North Alabama	H	L, 80-98
1/14	* Mississippi College	A	L, 72-92
1/21	* Troy State	H	L, 70-80
1/23	* Valdosta State	H	L, 61-103

1/28	* Jacksonville State	H	L, 77-106
1/30	* West Georgia	H	L, 86-90
2/4	* Delta State	A	L, 59-65
2/6	* Livingston	A	L, 70-72
2/11	* Mississippi College	H	L, 70-96
2/18	* Troy State	A	L, 61-81
2/20	* Valdosta State	A	L, 61-71
2/25	* North Alabama	A	L, 68-94

\* - Gulf South Conference Game

# - Forfeit

% - No Contest

1989-90

**Coach: Tom Hancock**

**Record: 10-17/Gulf South Conference: 6-10**

Date	Opponent	H/A	Result
11/20	Christian Brothers	H	W, 90-54
11/22	Lambuth	H	W, 103-67
11/25	Rhodes College	H	W, 97-69
11/27	Southern Indiana	A	L, 68-86
12/2	Missouri	A	L, 58-78
12/4	Kansas	A	L, 48-103
12/9	Southeast Missouri	H	L, 76-87
12/11	Rust College	H	L, 66-67
12/13	Kentucky Wesleyan	A	L, 73-101
12/16	Union University	H	W, 92-81
12/18	Campbellsville	H	L, 67-70
1/6	* Jacksonville State	H	L, 55-77
1/8	* West Georgia	H	L(OT), 69-73
1/13	* Delta State	A	L, 52-83
1/15	* Livingston	A	W, 58-52
1/18	* North Alabama	A	L, 63-88
1/20	* Mississippi College	H	L, 80-84
1/27	* Troy State	A	L, 91-92
1/29	* Valdosta State	A	L, 74-79
2/3	* Jacksonville State	A	L, 86-95
2/5	* West Georgia	A	W, 86-69
2/10	* Delta State	H	W, 91-74
2/12	* Livingston	H	W, 71-61
2/17	* Mississippi College	A	L, 66-76
2/24	* Troy State	H	L, 89-98
2/26	* Valdosta State	H	W, 85-70
3/1	* North Alabama	H	W(OT), 99-94
* - Gulf South Conference Game			

1990-91

**Coach: Tom Hancock**

% Interim Coach: Cal Luther

**Record: 6-21/Gulf South Conference: 2-14**

Date	Opponent	H/A	Result
11/16	Alaska-Anchorage	A	L, 65-83
11/17	Alaska-Anchorage	A	L, 75-77
11/19	Alaska-Fairbanks	A	L, 89-96
11/20	Alaska-Fairbanks	A	W, 110-101
11/24	Rhodes College	H	L(OT), 59-61
11/27	Christian Brothers	H	L, 76-78
12/1	Southeast Missouri	A	L, 73-101
12/6	% Lambuth	H	L, 82-86
12/10	Rust	H	W, 62-59
12/20	* Delta State	A	L, 71-93
12/22	* Mississippi College	A	L, 62-73
1/5	St. Louis Christian	H	W, 113-37
1/7	* North Alabama	A	L, 58-90
1/10	Lane	H	W, 92-66
1/12	* Troy State	H	L(OT), 99-109
1/14	* Valdosta State	H	L, 57-59
1/21	* Livingston	A	L, 69-70



# YEARLY RESULTS

1/26	* Jacksonville State	H	L, 65-75
1/28	* West Georgia	H	W, 67-62
2/4	* North Alabama	H	L, 79-89
2/9	* Troy State	A	L, 85-103
2/11	* Valdosta State	A	L, 77-86
2/16	* Livingston	H	W, 53-50
2/23	* Jacksonville State	A	L, 87-118
2/25	* West Georgia	A	L, 76-88
2/28	* Delta State	H	L, 71-87
3/2	* Mississippi College	H	L, 67-69

\* - Gulf South Conference Game

% - Coach Cal Luther's first game as interim coach

1991-92

Coach: Cal Luther

Record: 9-19

Date	Opponent	H/A	Results
11/22	Southern Cal	A	L, 81-102
11/25	Missouri Southern	H	L, 71-72
11/27	Mississippi State	A	L, 54-86
11/30	Western Kentucky	A	L, 61-75
12/2	Kentucky Wesleyan	H	L, 57-72
12/4	Christian Brothers	H	L, 80-82
12/6	* Ball State	A	L, 41-88
12/7	* Grambling	A	W, 87-80
12/13	# Central Michigan	A	L, 70-97
12/14	# Boston University	A	L, 64-67
12/16	Morehead State	A	L, 76-90
12/18	Austin Peay	A	L, 64-71
1/4	Missouri Southern	A	L(OT), 77-85
1/11	Lincoln Memorial	H	W, 68-59
1/13	Lambuth University	H	W, 91-63
1/15	Middle Tennessee	A	L, 55-94
1/18	Troy State	A	L, 97-110
1/23	Tennessee State	A	L, 49-66
1/25	Lindsey Wilson	H	L, 76-87
1/27	SIU Edwardsville	H	W, 90-87
2/1	Eastern Kentucky	A	L, 62-77
2/3	Tennessee Tech	A	L, 81-99
2/5	Williams Baptist	H	W, 85-70
2/8	Troy State	H	W, 110-97
2/15	Lincoln Memorial	A	W, 58-52
2/22	SIU Edwardsville	A	L, 57-70
2/25	Southern Indiana	H	W, 77-74
2/29	Alabama-Huntsville	H	W, 92-87

\* - Ball State Cardinal Varsity Club Classic

# - Indiana Classic

1992-93

Coach: Cal Luther

Record: 7-19/Ohio Valley Conference: 4-12

Date	Opponent	H/A	Result
12/1	Oakland City	H	W, 82-71
12/3	Arkansas	A	L, 69-90
12/5	Samford	H	W, 75-59
12/11	# Texas Christian	A	L(2OT), 67-75
12/12	# Houston Baptist	A	W, 82-74
12/14	Georgia State	A	L, 54-58
12/16	Arkansas-Little Rock	A	L, 58-88
12/21	Minnesota	A	L, 63-92
1/13	* Murray State	A	L, 66-92
1/16	* Tennessee Tech	H	L, 76-81
1/18	* Middle Tennessee	H	W, 71-67
1/23	* Austin Peay	A	W, 74-71
1/25	* Tennessee State	A	L, 67-85
1/27	* Southeast Missouri	H	W, 90-89

1/30	* Eastern Kentucky	A	L, 58-64
2/1	* Morehead State	A	L, 74-77
2/6	* Tennessee Tech	A	L, 70-87
2/8	* Middle Tennessee	A	L, 60-70
2/10	* Murray State	H	L, 74-100
2/13	* Austin Peay	H	L, 59-61
2/15	* Tennessee State	H	L, 70-79
2/18	Samford	A	L, 63-85
2/20	Arkansas-Little Rock	H	L, 67-81
2/24	* Southeast Missouri	A	L, 68-69
2/27	* Eastern Kentucky	H	L, 56-66
3/1	* Morehead State	H	W, 89-86

# - Runnin' Joe Classic-Jonesboro, Ark.

\* - Ohio Valley Conference Game

1993-94

Coach: Cal Luther

Record: 5-22/Ohio Valley Conference: 3-13

Date	Opponent	H/A	Result
11/26	Tennessee	A	L, 80-97
11/29	Arkansas College	H	W, 72-67
12/1	Vanderbilt	A	L, 66-102
12/4	Southern Cal	H	L, 72-78
12/10	# American University	A	L, 81-99
12/11	# Morehead State	N	L, 77-82
12/13	Georgia State	A	L, 68-95
1/3	* Middle Tennessee	H	W(OT), 70-64
1/5	Alabama Huntsville	A	W, 75-70
1/10	* Tennessee Tech	A	L, 62-70
1/13	* Morehead State	H	L, 66-70
1/15	* Eastern Kentucky	H	L, 54-70
1/17	Alabama	A	L, 68-104
1/22	* Murray State	A	L, 70-99
1/24	* Southeast Missouri	A	L, 63-86
1/26	Evansville	H	L, 69-87
1/31	* Middle Tennessee	A	L, 60-66
2/2	* Tennessee State	A	L, 79-94
2/5	* Austin Peay	H	L, 64-79
2/7	* Tennessee Tech	H	W, 95-86
2/9	* Tennessee State	H	L, 80-93
2/16	* Austin Peay	A	L, 80-93
2/19	* Morehead State	A	L(OT), 98-101
2/21	* Eastern Kentucky	A	L, 75-97
2/26	* Southeast Missouri	H	W, 102-87
2/28	* Murray State	H	L, 77-80
3/2	Evansville	A	L, 56-75

# - Fighting Illini Classic

\* - Ohio Valley Conference Game

1994-95

Coach: Cal Luther

Record: 7-20/Ohio Valley Conference: 5-11

Date	Opponent	H/A	Result
11/26	Kentucky	A	L, 50-124
11/28	San Francisco State	H	W, 86-62
12/1	Arkansas State	H	L, 65-76
12/3	Eastern Illinois	A	L, 52-75
12/5	Va. Commonwealth	H	L, 60-67
12/9	# Marshall	A	L, 84-92
12/10	# Cincinnati	A	L, 56-110
12/13	Arkansas State	A	L, 72-77
12/31	Evansville	A	L, 41-83
1/3	* Middle Tennessee	A	W, 66-64
1/7	* Tennessee State	A	L, 66-78
1/9	* Tennessee Tech	H	L, 80-81
1/14	Oral Roberts	H	W, 83-70
1/21	* Murray State	H	W, 83-70

1/23	* Southeast Missouri	H	L, 59-61
1/26	* Morehead State	A	L, 70-78
1/28	* Eastern Kentucky	A	L, 78-92
1/30	* Middle Tennessee	H	L, 76-69
2/2	Eastern Illinois	H	L, 50-63
2/4	* Austin Peay	A	L, 59-74
2/6	* Tennessee Tech	A	L, 59-74
2/8	* Tennessee State	H	L, 74-87
2/16	* Austin Peay	H	W, 64-55
2/18	* Eastern Kentucky	H	W, 85-79
2/20	* Morehead State	H	W, 71-64
2/25	* Southeast Missouri	A	L, 66-75
2/27	* Murray State	A	L, 75-107

# - Bearcat Classic - Cincinnati, Ohio

\* - Ohio Valley Conference Game

1995-96

Coach: Cal Luther

Record: 13-14/Ohio Valley Conference: 9-7

Date	Opponent	H/A	Result
11/24	Virginia	A	L, 65-84
11/25	Radford	A	L, 77-92
11/27	Covenant College	H	W, 88-65
12/1	# SW Missouri State	A	L, 71-105
12/2	# Idaho State	A	L, 72-89
12/4	Lyon College	H	W, 83-65
12/7	Georgia State	H	W, 90-68
12/9	Tennessee Temple	H	W, 77-48
12/16	LSU	A	L, 74-93
1/6	* Tennessee Tech	A	W, 78-74
1/8	* Tennessee State	A	L, 78-83
1/11	* Southeast Missouri	A	L, 61-71
1/13	* Morehead State	H	W, 74-62
1/15	* Eastern Kentucky	H	L, 59-60
1/20	* Murray State	H	L, 68-80
1/27	* Middle Tennessee	A	L, 68-81
1/29	* Austin Peay	A	W, 91-83
2/3	* Tennessee State	H	W, 71-67
2/5	* Tennessee Tech	H	W, 75-71
2/8	* Southeast Missouri	H	W, 79-59
2/10	* Eastern Kentucky	A	L, 74-77
2/12	* Morehead State	A	W, 77-67
2/17	* Murray State	A	L, 81-87
2/21	Saint Louis	A	L, 65-91
2/24	* Austin Peay	H	W, 67-64
2/26	* Middle Tennessee	H	W, 91-83
3/2	Oral Roberts	A	L, 69-85

# - Southwest Missouri Classic

\* - Ohio Valley Conference Game

1996-97

Coach: Cal Luther

Record: 11-16/Ohio Valley Conference: 8-10

Date	Opponent	H/A	Result
11/22	Northwestern	A	L, 55-61
11/24	Cumberland (Tenn.)	H	W, 70-68
11/26	Radford	H	L, 59-82
11/29	Western Kentucky	A	L, 56-73
12/1	Evansville	H	L, 58-62
12/3	Lyon College	H	W, 87-68
12/5	# Iowa State	A	L, 36-57
12/6	# Stephen F. Austin	A	W, 83-68
2/16	Purdue	A	L, 45-75
1/6	* Murray State	H	L, 68-80
1/9	* Southeast Missouri	A	L(OT), 72-82
1/11	* Tennessee State	H	W, 65-54
1/13	* Austin Peay	H	L, 52-64



# YEARLY RESULTS

1/16	* Tennessee Tech	A	L, 59-70
1/18	* Morehead State	A	L, 62-72
1/20	* Eastern Kentucky	A	W, 70-55
1/25	* Tennessee Tech	H L(OT),	62-64
1/27	* Middle Tennessee	H	W, 61-59
1/30	* Eastern Illinois	A	W, 71-68
2/1	* Murray State	A	L, 69-88
2/8	* Austin Peay	A	L, 75-92
2/10	* Tennessee State	A L(2OT),	84-86
2/13	* Eastern Illinois	H	W, 83-53
2/15	* Eastern Kentucky	H	W, 77-66
2/17	* Morehead State	H	W, 100-85
2/20	* Southeast Missouri	H	W, 92-62
2/22	* Middle Tennessee	A	L, 71-96

# - Cyclone Challenge - Ames, Iowa

\* - Ohio Valley Conference Game

1997-98

Coach: Cal Luther

Record: 7-20/Ohio Valley Conference: 5-13

Date	Opponent	H/A	Result
11/21	Virginia Tech	A	L, 55-71
11/22	Va. Commonwealth	A	L, 42-69
11/26	Vanderbilt	A	L, 57-87
12/1	Lyon College	H	W, 84-56
12/4	* Morehead State	H	W, 77-66
12/6	* Eastern Kentucky	H	W, 67-64
12/12	# Purdue	A	L, 56-87
12/13	# Idaho State	A	L, 50-63
12/20	Mississippi State	A	L, 60-80
12/31	Evansville	A	L, 64-78
1/3	* Tennessee Tech	A	W, 82-69
1/5	* Middle Tennessee	A	L, 46-66
1/10	* Murray State	H	L, 56-67
1/13	* Morehead State	A W(OT),	68-66
1/15	* Southeast Missouri	HW(2OT),	91-82
1/17	* Eastern Illinois	H L(OT),	65-70
1/22	* Tennessee State	A	L, 70-74
1/24	* Austin Peay	A	L, 51-85
1/26	Western Kentucky	H	W, 70-67
1/29	* Tennessee Tech	H	L, 63-65
1/31	* Middle Tennessee	H	L, 54-78
2/3	* Eastern Kentucky	A	L, 77-83
2/7	* Murray State	A	L, 66-94
2/12	* Southeast Missouri	A	L, 61-87
2/14	* Eastern Illinois	A	L, 83-95
2/19	* Tennessee State	H	L, 53-68
2/21	* Austin Peay	H	L, 41-65

\* - Ohio Valley Conference Game

# - Boilermaker Invitational

1998-99

Coach: Cal Luther

Record: 8-18/Ohio Valley Conference: 5-13

Date	Opponent	H/A	Result
11/16	Lyon	H	W, 74-56
11/18	Evansville	H	L, 70-83
11/21	Bradley	A	L, 47-68
11/23	Illinois	A	L, 35-71
11/28	Mississippi State	N	L, 67-85
11/30	Bethel	H	W, 78-53
12/3	* Eastern Kentucky	A	W, 74-63
12/5	* Morehead State	A	L, 64-74
12/14	Ohio State	A	L, 56-92
1/2	* Middle Tennessee	H	L, 50-56
1/4	* Tennessee Tech	H	L, 46-56
1/9	* Murray State	A	L, 58-87

1/12	* Eastern Kentucky	H	L, 60-64
1/14	* Eastern Illinois	A	W, 83-75
1/16	* Southeast Missouri	A	L, 75-84
1/21	* Austin Peay	H	W, 70-69
1/23	* Tennessee State	H	L, 56-67
1/28	* Middle Tennessee	A	L, 78-80
1/30	* Tennessee Tech	A	L, 59-75
2/2	* Morehead State	H	L, 69-85
2/6	* Murray State	H	W, 74-73
2/8	Brescia	H	W, 67-64
2/11	* Eastern Illinois	H	W, 87-81
2/13	* Southeast Missouri	H	L, 49-60
2/18	* Austin Peay	A	L, 63-77
2/20	* Tennessee State	A	L, 57-66

\* - Ohio Valley Conference Game

1999-2000

Coach: Bret Campbell

Record: 10-19/Ohio Valley Conference: 7-11

Date	Opponent	H/A	Result
11/19	# Hawaii	A	L, 68-84
11/21	# Jackson State	N	L, 48-63
11/27	Vanderbilt	A	L, 64-87
11/29	Christian Brothers	H	W, 82-66
12/2	Bethel	H	W, 59-47
12/11	* Austin Peay	A	L, 53-64
12/14	LSU	A	L, 45-73
12/16	Evansville	A	L, 51-87
12/21	Alabama-Birmingham	A	L, 84-91
12/30	Southern Illinois	A	L, 48-69
1/3	Butler	H	W, 64-62
1/8	* Murray State	H	L, 79-94
1/13	* Southeast Missouri	H	W, 75-66
1/15	* Eastern Illinois	H	W, 74-65
1/18	* Tennessee State	H	W, 75-59
1/20	* Morehead State	A	W, 79-62
1/22	* Eastern Kentucky	A	W, 82-74
1/27	* Tennessee Tech	H	L, 74-82
1/29	* Middle Tennessee	H	L, 63-71
2/5	* Murray State	A	L, 72-90
2/8	* Austin Peay	H	L, 58-81
2/10	* Southeast Missouri	A	L, 68-80
2/12	* Eastern Illinois	A	L, 75-82
2/17	* Morehead State	H	W, 69-68
2/19	* Eastern Kentucky	H	W, 82-75
2/21	* Tennessee State	A	L, 71-74
2/24	* Tennessee Tech	A	L, 65-81
2/26	* Middle Tennessee	A	L, 78-96
2/29	\$ Southeast Missouri	A	L, 74-76

# - Hawaii Voice Stream

\* - Ohio Valley Conference Game

\$ - OVC Tournament

2000-01

Coach: Bret Campbell

Record: 10-18/Ohio Valley Conference: 5-11

Date	Opponent	H/A	Result
11/20	Bethel	H	W, 121-65
11/25	Centenary	H	W, 69-56
11/29	Memphis	A	L, 49-81
12/4	Webster	H	W, 66-60
12/9	Illinois State	A	L, 60-77
12/18	Butler	A	L, 48-77
12/21	Alabama A&M	H	W, 92-88
12/29	Miami	A	L, 54-70
1/2	Centenary	A	L, 66-78
1/6	* Murray State	A	L, 69-76

1/11	* Eastern Illinois	A	L, 68-80
1/13	* Southeast Missouri	A	L, 49-60
1/15	* Austin Peay	H	W, 76-74
1/18	* Eastern Kentucky	H	W, 71-60
1/20	* Morehead State	H	L, 61-63
1/25	* Tennessee State	H	L, 76-93
1/27	* Tennessee Tech	A	L, 84-92
1/29	Saint Mary's	H	W, 112-64
2/1	Alabama A&M	A	L, 69-72
2/3	* Murray State	H	W, 80-73
2/6	* Tennessee State	A	W, 93-77
2/8	* Eastern Illinois	H	W, 85-71
2/10	* Southeast Missouri	H	L, 73-81
2/15	* Eastern Kentucky	A	L, 62-75
2/17	* Morehead State	A	L, 77-86
2/22	* Austin Peay	A	L, 74-90
2/24	* Tennessee Tech	H	L, 59-66
2/27	\$ Tennessee Tech	A	L, 58-69

\* - Ohio Valley Conference Game

\$ - OVC Tournament

2001-02

Coach: Bret Campbell

Record: 15-14/Ohio Valley Conference: 7-9

Date	Opponent	H/A	Result
11/13	& Missouri	A	L, 63-89
11/14	& Yale	A	W, 99-87
11/19	Lipscomb	H	W, 86-79
11/29	St. Mary's	H	W, 109-38
12/3	Bethel	H	W, 81-57
12/6	Middle Tennessee	A	W, 76-71
12/8	Northern Arizona	H	W, 54-51
12/16	Ole Miss	A	L, 72-83
12/21	# Winthrop	A	L, 60-86
12/22	# W. Virginia State	A	W, 89-69
12/28	Memphis	A	L, 58-88
1/3	* Murray State	A	L, 76-90
1/7	Berry	H	W, 108-74
1/10	* Austin Peay	A	W, 71-65
1/12	* Tennessee State	A	W, 91-79
1/17	* Southeast Missouri	H	W, 89-73
1/19	* Eastern Illinois	H W(OT),	81-79
1/21	* Tennessee Tech	A	L, 75-83
1/24	* Eastern Kentucky	AL(OT),	100-108
1/26	* Morehead State	A	L, 88-89
1/31	* Austin Peay	H L(OT),	68-69
2/2	* Murray State	H	L, 74-92
2/7	* Tennessee State	H	W, 84-78
2/9	* Tennessee Tech	H	L, 68-75
2/14	* Southeast Missouri	A	L, 51-78
2/16	* Eastern Illinois	A	W, 68-62
2/21	* Morehead State	H	L, 72-84
2/23	* Eastern Kentucky	H	W, 82-77
2/26	\$ Austin Peay	A	L, 69-72

& - 2001 Guardians Classic

# - Winthrop Holiday Classic

\* - Ohio Valley Conference Game

\$ - OVC Tournament

2002-03

Coach: Bret Campbell

Record: 14-14/Ohio Valley Conference: 7-9

Date	Opponent	H/A	Result
11/22	Saint Louis	A	W, 63-58
11/25	Missouri Valley	H	W, 77-58
11/27	Middle Tennessee	A	L, 77-87
12/5	Union	H	W, 72-60



# YEARLY RESULTS

12/7	Lipscomb	A	W(OT), 99-90
12/14	Bethel	H	W, 116-57
12/15	Central Florida	H	W, 63-58
12/17	UNLV	A	L, 78-101
12/21	Northern Arizona	A	L, 76-92
12/30	Tennessee	A	L, 50-77
1/6	Concordia	H	W, 98-68
1/9	* Austin Peay	H	W, 66-64
1/11	* Tennessee State	H	W, 106-86
1/16	* Southeast Missouri	A	W, 88-80
1/18	* Eastern Illinois	A	L, 60-68
1/20	* Tennessee Tech	H	L, 77-82
1/23	* Eastern Kentucky	H	W, 85-75
1/25	* Morehead State	H	L, 60-83
1/27	* Austin Peay	A	L, 56-64
2/1	* Murray State	A	L, 70-89
2/6	* Tennessee State	A	W, 95-75
2/8	* Tennessee Tech	A	L, 77-87
2/13	* Southeast Missouri	H	W, 77-61
2/15	* Eastern Illinois	H	L, 84-85
2/20	* Morehead State	A	L, 76-104
2/22	* Eastern Kentucky	A	W, 78-70
3/1	* Murray State	H	L, 59-80
3/4	\$ Tennessee Tech	A	L, 62-76
* - Ohio Valley Conference Game			
\$ - OVC Tournament			

## 2003-04

**Coach: Bret Campbell**

**Record: 10-18/Ohio Valley Conference: 5-11**

Date	Opponent	H/A	Results
11/17	% San Francisco	A	L, 62-73
11/18	% Western Illinois	A	W, 96-67
11/22	Mississippi State	A	L, 74-90
11/24	Central Baptist	H	W, 105-78
11/29	Vanderbilt	A	L, 60-94
12/3	Memphis	A	L, 64-84
12/6	Mississippi Valley St.	A	L, 69-79
12/13	Rochester College	H	W, 88-64
12/20	Mississippi Valley St.	H	W, 99-70
12/22	Indiana State	A	L, 60-87
12/30	Central Florida	A	L, 68-80
1/2	Portland State	H	W(OT), 76-65
1/8	* Eastern Kentucky	A	L, 68-72
1/10	* Morehead State	A	L, 68-70
1/15	* Jacksonville State	H	L, 85-96
1/17	* Samford	H	L, 45-51
1/20	* Murray State	A	L, 70-94
1/22	* Tennessee State	A	W, 78-69
1/29	* Morehead State	H	W, 72-64
1/31	* Eastern Kentucky	H	W, 76-74
2/5	* Southeast Missouri	A	L, 78-89
2/7	* Eastern Illinois	A	L(OT), 79-83
2/12	* Austin Peay	A	L, 55-79
2/14	* Tennessee Tech	A	L, 61-64
2/17	* Murray State	H	L, 44-77
2/21	* Tennessee State	H	L, 72-81
2/26	* Eastern Illinois	H	W, 77-73
2/28	* Southeast Missouri	H	W, 88-71
% - Guardians Classic			
* - Ohio Valley Conference Game			

## 2004-05

**Coach: Bret Campbell**

**Record: 6-21/Ohio Valley Conference: 3-13**

Date	Opponent	H/A	Result
11/20	Duke	A	L, 88-46
11/22	Reinhardt	H	W, 84-79
11/27	Illinois State	A	L, 80-51
11/29	Bethel	H	W, 87-46
12/1	Evansville	A	L, 81-74
12/6	Arkansas State	A	L, 92-65
12/11	IPFW	A	W, 63-61
12/18	Portland State	A	L, 79-66
12/21	Ole Miss	A	L, 92-64
12/29	# Birmingham Southern	N	L, 64-53
12/30	# North Texas	N	L, 75-70
1/6	* Eastern Kentucky	H	L, 71-67
1/8	* Morehead State	H	L, 81-73
1/13	* Jacksonville State	A	W, 75-71
1/15	* Samford	A	L, 62-59
1/18	* Murray State	H	L, 96-70
1/20	* Tennessee State	H	L, 92-76
1/27	* Morehead State	A	L, 75-69
1/29	* Eastern Kentucky	A	L, 95-71
2/3	* Southeast Missouri	H	L, 75-68
2/5	* Eastern Illinois	H	L(OT), 96-91
2/10	* Austin Peay	H	L(OT), 67-63
2/12	* Tennessee Tech	H	W, 59-56
2/15	* Murray State	A	L, 80-56
2/19	* Tennessee State	A	W, 74-68
2/24	* Eastern Illinois	A	L, 72-68
2/26	* Southeast Missouri	A	L, 72-52
# - Chattanooga Tournament			
* - Ohio Valley Conference Game			

## 2005-06

**Coach: Bret Campbell**

**Record: 13-15/Ohio Valley Conference: 9-11**

Date	Opponent	H/A	Result
11/19	Louisville	A	L, 61-78
11/26	Webster	H	W, 94-72
12/1	Arkansas State	H	W, 80-77(OT)
12/3	* Southeast Missouri	H	W, 72-60
12/5	Spalding	H	W, 79-59
12/10	* Jacksonville State	H	L, 84-93
12/19	* Morehead State	A	W, 80-67
12/21	* Eastern Kentucky	A	L, 61-75
12/28	Purdue	A	L, 54-62
12/30	Illinois	A	L, 46-84
1/2	* Austin Peay	H	W, 84-75
1/5	* Samford	H	L, 65-79
1/7	* Tennessee State	A	L, 82-85
1/12	* Eastern Illinois	A	L, 70-80(OT)
1/14	* Morehead State	H	W, 71-66(OT)
1/19	* Austin Peay	A	L, 88-96
1/21	* Murray State	H	L, 73-79
1/26	* Samford	A	L, 60-67
1/28	* Jacksonville State	A	L, 80-85
1/30	* Eastern Kentucky	H	W, 90-83
2/2	* Tennessee Tech	H	W, 88-78
2/4	* Southeast Missouri	A	W, 66-55
2/9	* Tennessee State	A	W, 71-68
2/11	* Eastern Illinois	H	W, 85-61
2/16	* Tennessee Tech	A	L, 72-74
2/18	Evansville	A	W, 69-62
2/25	* Murray State	A	L, 63-81
2/28	\$ Murray State	A	L, 52-65
* - Ohio Valley Conference Game			

\$ - OVC Tournament

## 2006-07

**Coach: Bret Campbell**

**Record: 8-23/Ohio Valley Conference: 5-15**

Date	Opponent	H/A	Result
11/10	\$ High Point	A	W, 64-61
11/11	\$ Cincinnati	A	L, 67-49
11/12	\$ Howard	A	L, 86-81
11/16	Southern Miss	A	L, 77-67
11/20	Arkansas State	H	L, 68-63
11/25	Arkansas-Little Rock	A	L, 58-56
11/29	Evansville	H	L, 75-57
12/2	* Southeast Missouri	A	L, 81-79
12/5	Freed-Hardeman	H	W, 70-58
12/9	* Jacksonville State	A	W, 70-69
12/16	Saint Louis	A	L, 77-53
12/18	* Morehead State	H	L, 56-55
12/20	* Eastern Kentucky	H	L, 82-69
12/28	Hawaii	A	L, 66-53
1/2	* Austin Peay	A	L, 74-61
1/4	* Samford	A	L, 55-41
1/6	* Tennessee State	H	W, 73-65
1/11	* Eastern Illinois	H	W, 67-43
1/13	* Morehead State	A	L, 70-48
1/18	* Austin Peay	H	L, 75-60
1/20	* Murray State	A	L, 78-65
1/25	* Samford	H	L, 71-66
1/27	* Jacksonville State	H	W, 83-60
1/29	* Eastern Kentucky	A	L, 94-57
2/1	* Tennessee Tech	A	L, 82-74
2/3	* Southeast Missouri	H	L, 73-69
2/6	* Tennessee State	A	W, 76-74
2/10	* Eastern Illinois	A	L, 74-59
2/12	* Tennessee Tech	H	L, 65-61
2/17	Saint Peter's	H	W, 59-58
2/24	* Murray State	H	L, 74-52

\$ - Jim Thorpe Association Classic

\* - Ohio Valley Conference Game

## 2007-08

**Coach: Bret Campbell**

**Record: 17-16/Ohio Valley Conference: 11-9**

Date	Opponent	H/A	Result
11/05	Memphis	A	L, 71-102
11/06	Maine	N	W, 66-62
11/13	Central Baptist	H	W, 116-74
11/15	Central Arkansas	H	L, 75-78
11/17	Mississippi State	A	L, 70-86
11/19	Covenant College	H	W, 103-77
11/29	Arkansas State	A	L, 69-71
12/01	Saint Peter's College	A	W, 78-74
12/8	* Jacksonville State	H	W, 90-81
12/17	* Morehead State	A	L, 75-80
12/19	* Eastern Kentucky	A	L, 51-70
12/22	UNLV	A	L, 48-74
12/29	Vanderbilt	A	L, 85-92
1/3	* Austin Peay	H	L(OT), 85-90
1/5	* Samford	H	W, 63-49
1/7	* Tennessee State	A	W, 75-74
1/10	* Eastern Illinois	A	W, 69-63
1/12	* Morehead State	H	L, 79-81
1/17	* Austin Peay	A	L, 71-86
1/19	* Murray State	H	L, 72-76
1/24	* Samford	A	W, 61-43
1/26	* Jacksonville State	A	W, 81-70
1/29	* Eastern Kentucky	H	L, 60-74



# YEARLY RESULTS

1/31	* Tennessee Tech	H	L, 100-95
2/2	* Southeast Missouri	A	W, 90-71
2/7	* Tennessee State	H	W, 91-80
2/9	* Eastern Illinois	H	W, 73-62
2/14	* Tennessee Tech	A	W, 82-79
2/16	* Southeast Missouri	H	W, 98-85
2/23	Elon	A	W, 81-77
3/1	* Murray State	A	L, 59-98
3/4	#Samford	HW, (3OT)	101-94
3/7	#Austin Peay	N	L, 77-78

\* - Ohio Valley Conference game  
# - OVC Tournament

## 2008-09

**Coach: Bret Campbell**

**Record: 22-10/Ohio Valley Conference: 14-4  
OVC CHAMPIONS**

Date	Opponent	H/A	Result
11/14	Maryville (St. Louis)	H	W, 121-56
11/18	Tennessee	A	L, 64-91
11/22	Elon	H	W, 82-65
11/25	Arkansas State	H	L, 67-76
11/28	Southern Cal	A	L, 43-70
12/4	* Morehead State	A	L, 71-80
12/6	* Eastern Kentucky	A	L, 75-78
12/15	Middle Tennessee	A	W, 72-65
12/18	Brescia	H	W, 97-44
12/27	\$ Florida International	A W (OT),	77-76
12/28	\$ Fordham	N	W, 82-70
12/31	Central Arkansas	A	W, 84-65
1/5	* Murray State	H	W, 75-71
1/8	* Austin Peay	H	L, 76-85
1/10	* Tennessee State	H	W, 78-65
1/12	* Southeast Missouri	A	W, 81-67
1/15	* Tennessee Tech	A	W, 83-72
1/17	* Jacksonville State	A	W, 92-73
1/22	* Southeast Missouri	H	W, 86-73
1/24	* Eastern Illinois	H	W, 65-51
2/5	* Austin Peay	A W (OT),	87-82
2/7	* Tennessee State	A	W, 100-73
2/12	* Jacksonville State	H	W, 99-74
2/14	* Tennessee Tech	H	W, 71-62
2/18	* Eastern Illinois	A	W, 76-60
2/21	Missouri State	H	L, 77-79
2/23	* Murray State	A	L, 59-74
2/26	* Eastern Kentucky	H	W, 74-55
2/28	* Morehead State	H	W, 79-65
3/3	# Tennessee Tech	H	W, 93-75
3/6	# Morehead State	N	L, 55-63
3/18	! Auburn	A	L, 82-87

\* - Ohio Valley Conference game

\$ - FIU Holiday Tournament - Miami, Fla.

# - OVC Tournament

! - National Invitation Tournament

## 2009-10

**Coach: Jason James**

**Record: 4-25/Ohio Valley Conference: 1-17**

Date	Opponent	H/A	Result
11/14	Southern Illinois	A	L, 63-91
11/17	Missouri	A	L, 68-83
11/20	Harris-Stowe	H	W, 79-67
11/25	Arkansas State	A	L, 66-80
12/3	* Morehead State	H	L, 66-74
12/5	* Eastern Kentucky	H	L, 74-85
12/9	Missouri State	A	L, 51-79
12/12	Central Arkansas	H	L, 71-81

12/19	Evansville	A	L, 63-84
12/22	Florida State	A	L, 68-95
12/30	Westminster	H	W, 71-59
1/4	* Murray State	A	L, 59-83
1/7	* Austin Peay	A	L, 72-90
1/9	* Tennessee State	A	L, 59-73
1/14	* Tennessee Tech	H	L, 63-76
1/16	* Jacksonville State	H	L, 63-73
1/21	* Southeast Missouri	A	L, 63-77
1/23	* Eastern Illinois	A	L, 46-60
1/25	SIU Edwardsville	H	W, 68-52
1/30	* Murray State	H	L, 45-77
2/4	* Austin Peay	H	L, 69-74
2/6	* Tennessee State	H	L, 68-74
2/9	* Southeast Missouri	H	W, 73-70
2/11	* Jacksonville State	A	L, 68-80
2/13	* Tennessee Tech	A	L, 61-70
2/16	* Eastern Illinois	H	L, 68-83
2/20	Ball State	A	L, 52-68
2/25	* Eastern Kentucky	A	L, 60-84
2/27	* Morehead State	A	L, 63-73

\* - Ohio Valley Conference game

## 2010-11

**Coach: Jason James**

**Record: 12-21/Ohio Valley Conference: 6-12**

Date	Opponent	H/A	Result
11/12	MacMurray	H	W, 70-49
11/15	Centenary	H	W, 79-56
11/18	LSU	A	L, 56-79
11/20	Northwestern State	A	L, 94-103
11/23	Memphis	A	L, 80-102
11/27	Lipscomb	H	L, 71-90
12/2	* Morehead State	A	L, 49-70
12/4	* Eastern Kentucky	A	L, 69-77
12/8	Central Arkansas	A	W, 73-64
12/11	IPFW	A	L, 61-85
12/19	William Woods	H	W, 87-57
12/21	* Murray State	H	L, 54-66
12/27	Ohio State	A	L, 40-100
12/29	Tennessee	A	L, 62-68
1/3	* Southeast Missouri	A	L, 75-82
1/8	* Tennessee State	H	L, 64-67
1/10	* Austin Peay	H	L, 61-71
1/13	* Tennessee Tech	A L (3OT),	105-109
1/15	* Jacksonville State	A	W, 63-60
1/20	* Southeast Missouri	H	W, 79-69
1/22	* Eastern Illinois	H	W, 63-62
1/24	SIU Edwardsville	A	W, 78-69
1/29	* Murray State	A	L, 75-92
2/3	* Austin Peay	A	L, 53-82
2/5	* Tennessee State	A	L, 47-56
2/10	* Jacksonville State	H	W, 68-55
2/12	* Tennessee Tech	H	L, 71-85
2/15	* Eastern Illinois	A	W, 73-54
2/19	Bradley	H	L, 75-81
2/24	* Eastern Kentucky	H	W, 78-70
2/26	* Morehead State	H	L, 64-77
3/2	# Tennessee State	N	W, 68-64
3/3	# Tennessee Tech	N	L, 59-83

\* - Ohio Valley Conference game

# - OVC Tournament

## 2011-12

**Coach: Jason James**

**Record: 4-27/Ohio Valley Conference: 0-16**

Date	Opponent	H/A	Result
11/11	Louisville	A	L, 48-83
11/13	Ohio	A	L, 65-74
11/17	Arkansas State	A	L, 45-63
11/19	Rochester	H	W, 76-59
11/22	Lamar	H	L, 69-80
11/25	Mississippi State	A	L, 50-76
11/27	UAB	A	W, 59-54
11/30	Central Arkansas	H	L, 68-75
12/3	Ball State	H	L, 48-71
12/6	Lipscomb	A	L, 55-70
12/10	Middle Tennessee	A	L, 62-78
12/13	Bethel	H	W, 86-83
12/18	IPFW	H	L, 76-82
12/21	* Murray State	A	L, 54-78
12/29	* Tennessee State	A	L, 67-83
12/31	* Tennessee Tech	H	L, 62-85
1/5	* Southeast Missouri	H	L, 71-73
1/7	* SIU Edwardsville	H	L, 65-69
1/12	* Eastern Illinois	A	L, 55-68
1/19	* Eastern Kentucky	A L (OT),	78-86
1/21	* Morehead State	A	L, 56-62
1/26	* Tennessee State	H	L, 59-72
1/28	* Austin Peay	A	L, 73-92
2/2	* Jacksonville State	H	L, 74-85
2/4	* Murray State	H	L, 58-65
2/9	* Southeast Missouri	A	L, 56-86
2/11	* Eastern Illinois	H	L, 71-74
2/14	Kennesaw State	A W (OT),	76-75
2/18	Southeastern Louisiana	A	L, 48-64
2/23	* Austin Peay	H	L, 67-85
2/25	* Jacksonville State	A	L, 46-77

\* - Ohio Valley Conference game



# OHIO VALLEY CONFERENCE

Now in its 65th year, the Ohio Valley Conference continues to build on the success that has made it the nation's eighth-oldest NCAA Division I conference.

In May 2011 the Conference expanded for the second time in four years, adding Belmont University which begins competition in the 2012-13 academic year. The addition of Belmont gives the OVC 12 members, the most the league has had at one time in its illustrious history. The move added a second team in the city of Nashville and was the first addition to the league since Southern Illinois University Edwardsville joined in 2008.

The 2009-10 school year saw a change in leadership as Beth DeBauche was named the seventh full-time Commissioner in league history on July 28, 2009. She is currently one of just five females to be the head of a Division I conference, and one of just eight to lead a Division I conference all-time. The last three commissioners of the OVC have moved onto jobs as the commissioner of the Big Ten, Big 12 and the Mid-American Conferences.

The OVC's proud history dates back to 1948, but seeds for the new league were actually planted in 1941. It was then that Roy Stewart, the athletics director at Murray State, Charles "Turkey" Hughes, the athletics director at Eastern Kentucky, and Kelly Thompson, the public relations director at Western Kentucky, first broached the idea of forming a new conference. Discussions were put on hold by World War II, but reemerged Feb. 27-28, 1948 at the Kentucky Hotel in Louisville as the three original institutions combined with Morehead State, Louisville and Evansville to form the OVC.

In the 1950s, the OVC became a pioneer on a much more significant scale socially. During times of racial segregation, league member Morehead State became one of the first non-traditionally black mid-southern institutions to accept a black student. In 1958, Marshall Banks earned athletically-related aid at Morehead, which signed a second black athlete, Howard Murphy, a year later. In 1961, Murphy earned all-conference recognition as a halfback in football. With racial barriers broken, the rest of the institutions in the league began to provide educational and athletic opportunities to African-Americans.

In 1955, the OVC became only the second six-member league nationally to earn an automatic bid to the prestigious NCAA Men's Basketball Tournament, which, at that time, was limited to only 24 participants.

Since that time, the OVC has recorded some of the biggest upsets in the history of the NCAA Tournament. Perhaps the most famous moment came in 1987, when Austin Peay came from fourth place in the regular season to win the OVC Tournament and earn the league's automatic bid. The Governors drew powerful Illinois, and were such big underdogs, that ESPN broadcaster Dick Vitale promised to stand on his head if APSU won the game. After a 68-67 victory over the Illini, and

a narrow 90-87 overtime loss to eventual Final Four participant Providence in the second round, Vitale made good on his promise in a visit to Clarksville two months later.

Murray State added to the OVC's string of upsets in 1988 when it knocked off 14th-ranked North Carolina State, 78-75. MSU nearly went on to the Sweet 16 that year, losing to eventual national champion Kansas, 61-58. In 1990 as a No. 16 seed, Murray State took No. 1 seed Michigan State into overtime before falling 75-71; that game still marks the closest a No. 16 seed has come to knocking off a No. 1 in men's tournament action. More recently, Murray State has dominated the OVC Tournament, reaching the championship game every year in the 1990's. The Racers' 15 OVC Tournament Championships are the most among all OVC schools.

The league had a drought as no other OVC team won a NCAA Tournament game for the next 19 years. But Morehead State, coming off a thrilling double overtime OVC Tournament victory over Austin Peay, topped Alabama State 58-43 in the Opening Round game at Flyer Arena in Dayton, Ohio.

In 2009-10, Murray State made OVC history by winning a record 31 games (31-5) on its way to the league's regular season and tournament championships. In the first round of the NCAA Tournament, the No. 13 seed Racers topped Vanderbilt in thrilling fashion when senior Danero Thomas hit a jumper as time expired to lift MSU to a 66-65 victory. It marked the first OVC team to advance to the second round of the NCAA Tournament since 1989, and snapped a skid of 71-straight losses to Southeastern Conference foes (dating back to 2000-01). In the second round the Racers pushed eventual national runner-up Butler to the brink before losing 54-52.

In 2010-11 Morehead State would make it three NCAA Tournament wins in as many years for the league. After finishing second in the regular season and winning the OVC Tournament Championship, the No. 13 seeded Eagles were shipped to Denver to play the in-state foe Cardinals. Eagle senior Demonte Harper nailed a 3-pointer with 4.3 seconds left that gave Morehead State a 62-61 win.

In 2011-12 Murray State put together one of the greatest seasons in OVC history, beginning the year 23-0 (an all-time OVC best) and being ranked as high as No. 7 in the coaches poll on Feb. 6. The squad was the first OVC team to be nationally-ranked since Murray State was ranked in 1997-98; in addition the top 10 ranking was the first for an OVC team since the 1970-71 campaign (WKU). MSU earned a No. 6 seed in NCAA Tournament, the highest-ever seed for an OVC team since the NCAA began seeding the field in 1979. The Racers would top Colorado State 58-41 in the second round before falling to Marquette in the third round. Murray State would win 31 games overall, tying the OVC all-time record the Racers set in 2009-10.

The OVC has now won NCAA Tournament games in four-straight seasons, something that has never happened in league history (three-game winning streaks from 1960-62 and 1987-89 had been the previous best streaks). Over that time period (2009-12) the OVC is one of just nine conferences nationally to win a NCAA Tournament game in each season and one of only three non-BCS leagues (joining the Atlantic 10 and WCC) to do so.

During the 2010-11 year Morehead State's Kenneth Faried, the nation's leading rebounder during the season, became the NCAA's Modern Era (since 1973) career rebounding leader, totaling 1,673 rebounds which passed Tim Duncan for the record (he is 11th all-time in NCAA history). Faried was drafted 22nd overall by the Denver Nuggets in the 2011 NBA Draft, becoming the first OVC player selected in the first round since Tennessee State's Carlos Rogers 1994.

In 2007-08, UT Martin guard Lester Hudson became the first men's Division I player to record a quadruple-double in a game, when he registered 25 points, 12 rebounds, 10 assists and 10 steals in a victory over Central Baptist College. Hudson, who ranked fourth in scoring nationally as a junior, returned for his senior season in 2008-09 and was second nationally in scoring (behind Davidson's Stephen Curry) at 27.5 points a contest. Hudson earned numerous honors (including OVC Player of the Year and OVC Male Athlete of the Year in each 2008 and 2009 and All-American status from several outlets) before being drafted by the Boston Celtics with the No. 58 pick of the 2009 NBA Draft.

Now in its seventh decade of competition, the Ohio Valley Conference has grown significantly from its humble beginnings while increasing the number of athletics opportunities it provides for students. Current league representatives include charter members Eastern Kentucky University, Morehead State University and Murray State University, along with Austin Peay State University, Belmont University, Eastern Illinois University, Jacksonville State University, Southeast Missouri State University, Southern Illinois University Edwardsville, Tennessee State University, Tennessee Technological University and the University of Tennessee at Martin.



**BETH DeBAUCHE**  
Commissioner



**BRAD WALKER**  
Associate  
Commissioner/  
Operations



**JENNIFER GIBBS**  
Assistant  
Commissioner/  
Championships



**KYLE SCHWARTZ**  
Assistant  
Commissioner/  
Media Relations



**BRIAN PULLEY**  
Assistant  
Commissioner/  
External Affairs



**MATT BANKER**  
Assistant  
Commissioner/  
Institutional  
Services



**HEATHER BROWN**  
Director/  
Media Relations



**JON KUKA**  
Director/  
OVC Sport  
Properties



**JENNY KULCHAR**  
Administrative  
Assistant



**THIS IS UT MARTIN**





# GAME DAY





# GAME DAY



Fans of the Ohio Valley Conference have come to know the Kathleen and Tom Elam Center as one of the toughest places to play in the league.



While the fast-paced action on the court is the reason that fans fill Skyhawk Arena each game, it's far from the only attraction.

Fans can take advantage of a number of activities before the action starts, such as "Courtside Dining," inflatable games or waiting for an autograph from their favorite Skyhawk after the game.





# SKYHAWK ATHLETICS



**Above:** Lester Hudson became the first Skyhawk in history to be selected in the NBA Draft when he was drafted by the Boston Celtics in 2009. A two-time Ohio Valley Conference Male Athlete of the Year, he led the UT Martin men's basketball team to its first-ever OVC regular season championship in 2008-09. The only player in NCAA Division-I history to accumulate a quadruple-double, he has suited up for the NBA's Boston Celtics (2009-10), Memphis Grizzlies (2009-10, 2011-12), Washington Wizards (2010-11) and Cleveland Cavaliers (2011-12) since graduating from UT Martin.



**Above:** In 2011, Skyhawk junior Kasey Elswick amassed 852 digs, a single-season NCAA Division-I record. For her efforts, she was named the 2011 OVC Defensive Player of the Year for the second consecutive season.

**Below:** The 2012 UT Martin softball team swept both the OVC regular season and tournament championships, capping off the program's fourth title since 2009. In the NCAA Tournament, UT Martin went toe-to-toe with eventual national champion Alabama. The Skyhawks were paced by the league's Player of the Year (Leah Taylor), Pitcher of the Year (Chelsea Jones) and Coach of the Year (Donley Canary).






**Right:** The Skyhawk women's basketball team clinched their second straight NCAA Tournament appearance, while also capturing the OVC's regular-season title with a 15-1 league record. Paced by the top scoring offensive attack in the nation (80.1 points per game), the Skyhawks tallied a school-record 23 victories before falling to UT Martin alum Pat Head Summitt and the Tennessee Lady Vols in the NCAA Tournament.



**Below:** Skyhawk junior pitcher Alec Mills was selected by the Kansas City Royals in the 22nd round of the 2012 MLB Draft. That marked the second straight season that a UT Martin baseball player had been chosen, as the Washington Nationals picked Trey Karlen in the 33rd round in 2011.



## UT MARTIN'S OVC CHAMPIONSHIPS (since 2000)

-  **Volleyball (2001)**
-  **Volleyball (2002)\*\***
-  **Women's Tennis (2005)**
-  **Football (2006)**
-  **Women's Tennis (2006)**
-  **Men's Basketball (2009)**
-  **Softball (2009)\***
-  **Soccer (2009)**
-  **Softball (2010)**
-  **Women's Basketball (2011)\***
-  **Women's Tennis (2011)**
-  **Soccer (2011)\***
-  **Women's Basketball (2012)\*\***
-  **Softball (2012)\*\***

\*OVC Tournament Championship

\*\*Team Won OVC Regular-Season and Tournament Titles




**Above:** The UT Martin soccer team advanced to its first-ever NCAA Tournament, downing Morehead State in the OVC Tournament championship. Along the way, the Skyhawks notched 14 victories and posted a .652 winning percentage - both school records.




# TRAINING ROOM



Dr. John Materson



Dr. Keith Nord



Dr. G. Bradford Wright



Dr. David E. Yakin



# TRAINING ROOM



With three Skyhawk training room locations throughout the UT Martin athletic facilities, student-athletes can be assured of receiving the best medical attention and rehabilitation available. The primary athletic training room facilities are located in the Skyhawk Fieldhouse. There are also satellite athletic training room locations in the Bob Carroll Football Building and near Pat Head Summitt Court in Skyhawk Arena.

The Skyhawk Fieldhouse athletic training room was renovated in 2007 as part of a \$1.9 million dollar renovation of the entire Skyhawk Fieldhouse and Kathleen and Tom Elam Center. Included in the renovation was an updated whirlpool rehabilitation room where student-athletes can receive aqua rehabilitation and treatment. The athletic training room also contains multiple examination stations with the latest in rehabilitation equipment.

The athletic training staff uses a comprehensive approach to the injury care and wellness of student-athletes by utilizing state-of-the-art diagnostic and treatment equipment with the latest methods in the care and prevention of injuries.

Assistant Athletic Director Bart Belew is in his 11th year as head athletic trainer. Belew, a UT Martin graduate, went on to earn a master's degree and serve as a graduate assistant at Ole Miss where he worked with both the football and baseball programs before a stint at Freed-Hardeman led him to a return to his alma mater in 2000 as the head athletic trainer. He currently has a staff of four full-time certified athletic trainers and support staff of 16 athletic training students.

The athletic training staff is surrounded by many qualified and generous team doctors, through a partnership with Sports Orthopedic and Spine of Jackson, Tenn.. Dr. G. Bradford Wright, MD, and Dr. Steve Houseworth, MD, serve as the primary team physicians and are directly responsible for the orthopedic needs of UT Martin student-athletes. Dr. Wright has previously worked as team physician with the US Olympic Track & Field teams, Jackson Generals and Memphis Riverkings while Dr. Houseworth has served as a team physician for Louisiana Tech University.

Dr. Wright and Dr. Houseworth are also assisted in the care for Skyhawk student-athletes by the other orthopedic specialist of Sports Orthopedic and Spine; Dr. David E. Yakin, MD, Dr. Keith Nord, MD, Dr. Timothy Sweo, MD, and Dr. John P. Masterson, MD.

The athletic training staff is one support group that the athletic teams cannot do without. They are responsible for staffing all practices and games as well as handling the day-to-day rehabilitation of injured or post-surgery student-athletes.



# STRENGTH AND CONDITIONING





# STRENGTH AND CONDITIONING

The UT Martin strength and conditioning facilities are for the exclusive use of Skyhawk student-athletes as they train for competition, under the direction of strength and conditioning coach Charles Rayburn.

Sport specific workouts are designed by Coach Rayburn and supervised at all times by one or more members of the strength and conditioning staff. Each student-athlete is placed in to respective developmental levels according to individual ability and specific regiments are then prescribed and continuously changed based on individual aptitude.

The Skyhawk strength and conditioning philosophy is multi-faceted with a primary emphasis on reducing injuries during the season.

The 3,500 square-foot Skyhawk weight room, located on the second level of Skyhawk Fieldhouse, includes Hammer Strength and Life Fitness machines and weights. This state-of-the-art facility is equipped with modern equipment ranging from self contained Power Lift multi-racks with 6x8 platforms, Olympic lifting bars, a complete line of rubber coated TGX dumbbells, a variety of glute/ham stations, a huge plyometric/medicine ball area, and various other supplemental pieces. The facility offers an unlimited variety of movements and exercises for the student-athlete.

The Skyhawk weight room allows for large enough groups so the student-athletes can train concurrently optimizing efficiency and effectiveness but, small enough to receive individual direction.





# ATHLETICS STAFF

## ADMINISTRATION



**Phil Dane**  
*Athletics Director*



**Bart Belew**  
*Assistant AD/  
Athletic Training*



**Danelle Fabianich**  
*Assistant AD/  
Administration &  
SWA*



**Col. Bill Kaler**  
*Assistant AD/  
Compliance*



**Richard Schoeberl**  
*Assistant AD/  
External Affairs*

## SUPPORT STAFF



**Tim Barrington**  
*PA Announcer*



**Chris Brinkley**  
*Skyhawk Radio  
Network*



**Tom Britt**  
*Skyhawk Radio  
Network*



**Jenny Canary**  
*Ticket Manager*



**Tamika Donaldson**  
*Assistant Athletic  
Trainer*



**Butch Dowty**  
*Equipment  
Manager*



**Stacie Evans**  
*Academic Support  
Coordinator*



**Trudy Henderson**  
*Administrative  
Specialist*



**Vickie Higgs**  
*Administrative  
Support Assistant*



**Joe Lofaro**  
*Sports Information  
Director*



**Katherine Malik**  
*Assistant Athletic  
Trainer*



**Tracie Moss**  
*Athletics  
Insurance*



**Ryne Rickman**  
*Sports Information  
Assistant*



**Retta Riley**  
*Assistant Athletic  
Trainer*



**Trevor Ruskowski**  
*Photographic  
Services Director*



**John Schommer**  
*Faculty Athletic  
Representative*



**Marty Shisler**  
*Marketing/  
Skyhawk Club*

## HEAD COACHES



**Bob Beard**  
*Rifle*



**Donley Canary**  
*Softball*



**Jerry Carpenter**  
*Men's Golf*



**Bubba Cates**  
*Baseball*



**Meghan Cunningham**  
*Equestrian*



**Jason James**  
*Men's Basketball*



**John Luthi**  
*Rodeo*



**Darrin McClure**  
*Volleyball*



**Kevin McMillan**  
*Women's Basketball*



**Phil McNamara**  
*Soccer*



**Gordon Sanders**  
*Men's & Women's  
Cross Country*



**Jason Simpson**  
*Football*



**Fran Spears**  
*Cheerleading*



**Dennis Taylor**  
*Women's Tennis*









## 2012-13 SKYHAWK SCHEDULE

Date	Time	Opponent	Date	Time	Opponent
Nov. 2	11 a.m.	ILLINOIS COLLEGE#	Jan. 26	7 p.m.	at SIU Edwardsville*
Nov. 9	7 p.m.	at Arkansas Little-Rock	Jan. 31	7 p.m.	EASTERN KENTUCKY*
Nov. 11	1 p.m.	at Cincinnati	Feb. 7	7 p.m.	EASTERN ILLINOIS*
Nov. 14	7 p.m.	FONTBONNE	Feb. 9	Noon	SIU EDWARDSVILLE*
Nov. 16	7 p.m.	ARKANSAS STATE	Feb. 16	6 p.m.	SOUTHEAST MISSOURI*
Nov. 20	7 p.m.	LYON COLLEGE	Feb. 21	7 p.m.	at Tennessee Tech*
Nov. 24	1 p.m.	at Bradley	Feb. 23	TBA	SEARS BRACKETBUSTER
Nov. 29	7 p.m.	at Memphis	Feb. 28	7 p.m.	at Murray State*
Dec. 1	6 p.m.	KENNESAW STATE	March 2	7:30 p.m.	at Austin Peay*
Dec. 5	7 p.m.	at Central Arkansas	March 6-9	TBA	OVC Tournament^
Dec. 8	6:30 p.m.	at Lipscomb			
Dec. 15	7 p.m.	at Saint Louis			
Dec. 19	7 p.m.	SAMFORD			
Dec. 29	Noon	at Southeast Missouri*			
Dec. 31	4 p.m.	JACKSONVILLE STATE*			
Jan. 3	7 p.m.	MURRAY STATE*			
Jan. 5	6 p.m.	AUSTIN PEAY*			
Jan. 10	7 p.m.	at Tennessee State*			
Jan. 12	4 p.m.	at Belmont*			
Jan. 19	6 p.m.	MOREHEAD STATE*			
Jan. 24	7 p.m.	at Eastern Illinois*			

All times are CST and subject to change  
 # Exhibition  
 \* OVC Games

^ Municipal Auditorium - Nashville, Tenn.